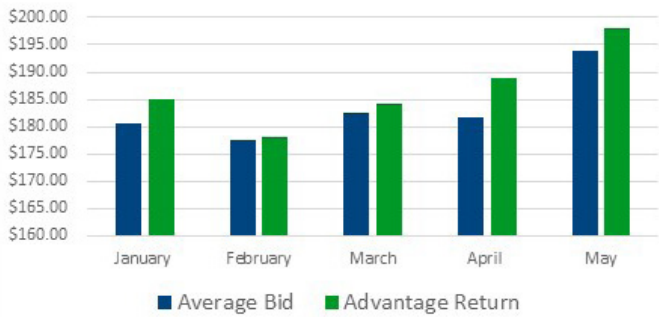


AGFARM ADVANTAGE RETURNS



advantage

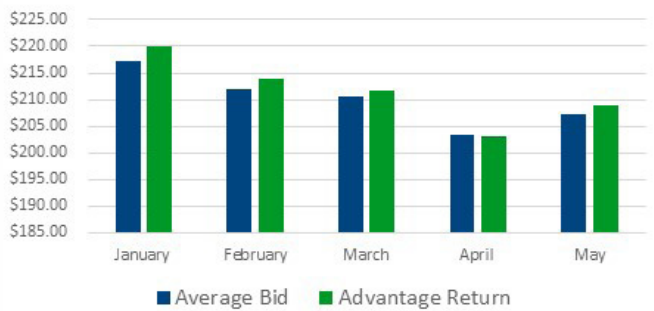
Adelaide AGP1 Advantage Returns



Agfarm Advantage Returns Adelaide AGP1

Adelaide AGP1	January	February	March	April	May
Harvest Price	\$184.00	\$184.00	\$184.00	\$184.00	\$184.00
Average Bid	\$180.52	\$177.52	\$182.40	\$181.61	\$193.85
Advantage Return	\$185.00	\$178.00	\$184.22	\$189.00	\$198.00
Admin Fee	\$5.00	\$5.00	\$5.00	\$5.00	\$5.00
Carry Cost	\$1.25	\$2.60	\$3.95	\$5.30	\$6.95

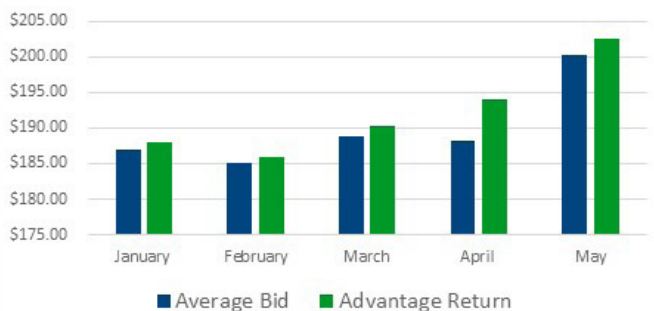
Adelaide APW1 Advantage Returns



Agfarm Advantage Returns Adelaide APW1

Adelaide APW1	January	February	March	April	May
Harvest Price	\$213.20	\$213.20	\$213.20	\$213.20	\$213.20
Average Bid	\$217.33	\$212.08	\$210.52	\$203.24	\$207.35
Advantage Return	\$220.00	\$214.00	\$211.78	\$203.00	\$209.00
Admin Fee	\$5.00	\$5.00	\$5.00	\$5.00	\$5.00
Carry Cost	\$1.25	\$2.60	\$3.95	\$5.30	\$6.95

Adelaide ASW1 Advantage Returns



Agfarm Advantage Returns Adelaide ASW1

Adelaide ASW1	January	February	March	April	May
Harvest Price	\$190.40	\$190.40	\$190.40	\$190.40	\$190.40
Average Bid	\$187.02	\$185.09	\$188.75	\$188.29	\$200.27
Advantage Return	\$188.00	\$186.00	\$190.27	\$194.00	\$202.50
Admin Fee	\$5.00	\$5.00	\$5.00	\$5.00	\$5.00
Carry Cost	\$1.25	\$2.60	\$3.95	\$5.30	\$6.95

- Please note this graph shows the average daily price verse Agfarm's Advantage return on a gross track basis
- Storage charges are basis local bulk handler and are subject to change depending on the location of grain
- Results may vary depending on location, quality of grain, payment method, fees and charges.



Agfarm Pty Ltd

ABN: 29 001 575 798

GPO Box 5072, Sydney NSW 2001

T: 1300 243 276

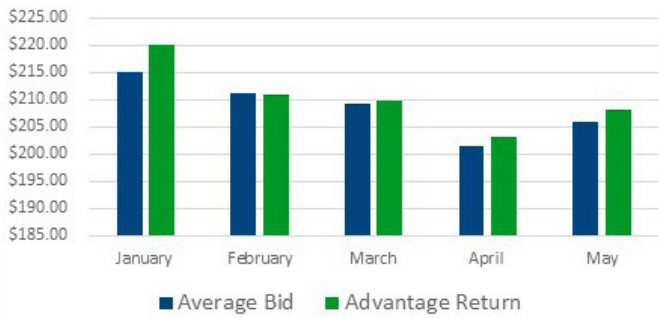
E: info@agfarm.com.au

AGFARM ADVANTAGE RETURNS



advantage

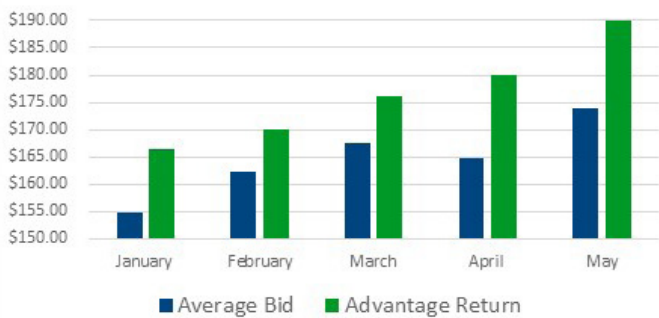
Adelaide AUH2 Advantage Returns



Agfarm Advantage Returns Adelaide AUH2

Adelaide AUH2	January	February	March	April	May
Harvest Price	\$212.20	\$212.20	\$212.20	\$212.20	\$212.20
Average Bid	\$215.11	\$211.18	\$209.18	\$201.52	\$205.78
Advantage Return	\$220.00	\$211.00	\$209.65	\$203.00	\$208.00
Admin Fee	\$5.00	\$5.00	\$5.00	\$5.00	\$5.00
Carry Cost	\$1.25	\$2.60	\$3.95	\$5.30	\$6.95

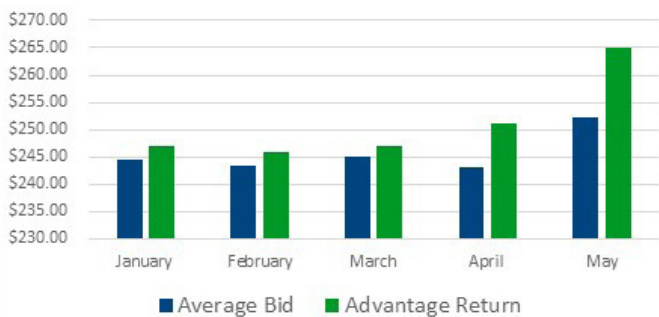
Adelaide FED1 Advantage Returns



Agfarm Advantage Returns Adelaide FED1

Adelaide FED1	January	February	March	April	May
Harvest Price	\$150.00	\$150.00	\$150.00	\$150.00	\$150.00
Average Bid	\$154.71	\$162.22	\$167.51	\$164.64	\$173.97
Advantage Return	\$166.50	\$170.00	\$176.12	\$180.00	\$190.00
Admin Fee	\$5.00	\$5.00	\$5.00	\$5.00	\$5.00
Carry Cost	\$1.25	\$2.60	\$3.95	\$5.30	\$6.95

Adelaide H1 Advantage Returns



Agfarm Advantage Returns Adelaide H1

Adelaide H1	January	February	March	April	May
Harvest Price	\$242.40	\$242.40	\$242.40	\$242.40	\$242.40
Average Bid	\$244.44	\$243.50	\$245.12	\$243.22	\$252.30
Advantage Return	\$247.00	\$246.00	\$246.97	\$251.00	\$265.00
Admin Fee	\$5.56	\$5.54	\$5.56	\$5.65	\$5.96
Carry Cost	\$1.25	\$2.60	\$3.95	\$5.30	\$6.95

- Please note this graph shows the average daily price verse Agfarm's Advantage return on a gross track basis
- Storage charges are basis local bulk handler and are subject to change depending on the location of grain
- Results may vary depending on location, quality of grain, payment method, fees and charges.



Agfarm Pty Ltd

ABN: 29 001 575 798

GPO Box 5072, Sydney NSW 2001

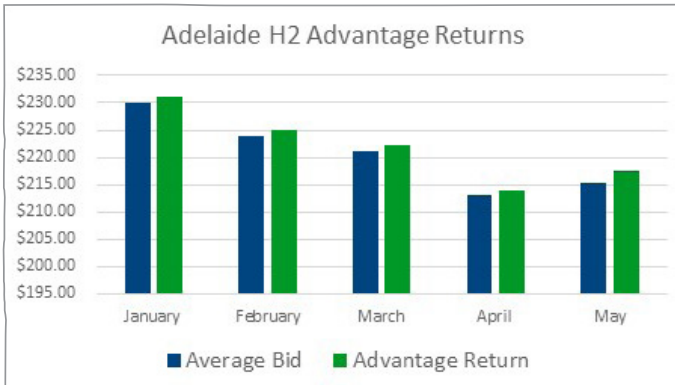
T: 1300 243 276

E: info@agfarm.com.au

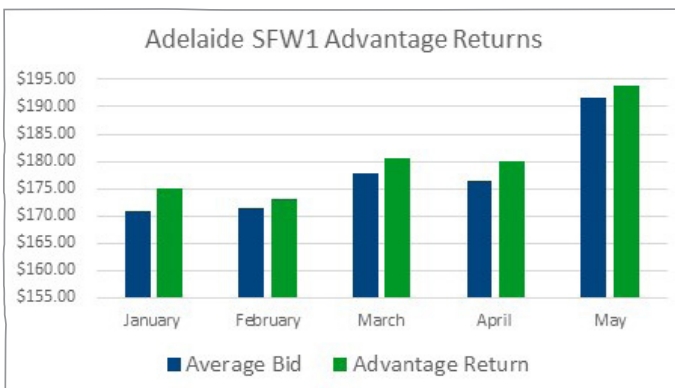
AGFARM ADVANTAGE RETURNS



advantage



Agfarm Advantage Returns Adelaide H2					
Adelaide H2	January	February	March	April	May
Harvest Price	\$229.40	\$229.40	\$229.40	\$229.40	\$229.40
Average Bid	\$230.06	\$223.78	\$221.21	\$212.96	\$215.43
Advantage Return	\$231.00	\$225.00	\$222.11	\$214.00	\$217.50
Admin Fee	\$5.20	\$5.06	\$5.00	\$5.00	\$5.00
Carry Cost	\$1.25	\$2.60	\$3.95	\$5.30	\$6.95



Agfarm Advantage Returns Adelaide SFW1					
Adelaide SFW1	January	February	March	April	May
Harvest Price	\$171.00	\$171.00	\$171.00	\$171.00	\$171.00
Average Bid	\$170.73	\$171.38	\$177.88	\$176.45	\$191.72
Advantage Return	\$175.00	\$173.00	\$180.47	\$180.00	\$194.00
Admin Fee	\$5.00	\$5.00	\$5.00	\$5.00	\$5.00
Carry Cost	\$1.25	\$2.60	\$3.95	\$5.30	\$6.95

- Please note this graph shows the average daily price verse Agfarm's Advantage return on a gross track basis
- Storage charges are basis local bulk handler and are subject to change depending on the location of grain
- Results may vary depending on location, quality of grain, payment method, fees and charges.



Agfarm Pty Ltd

ABN: 29 001 575 798

GPO Box 5072, Sydney NSW 2001

T: 1300 243 276

E: info@agfarm.com.au