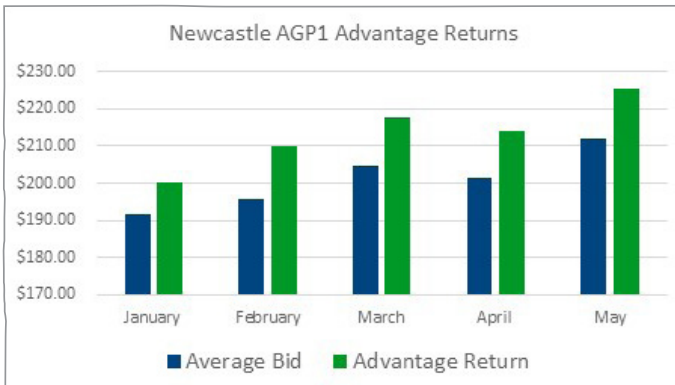


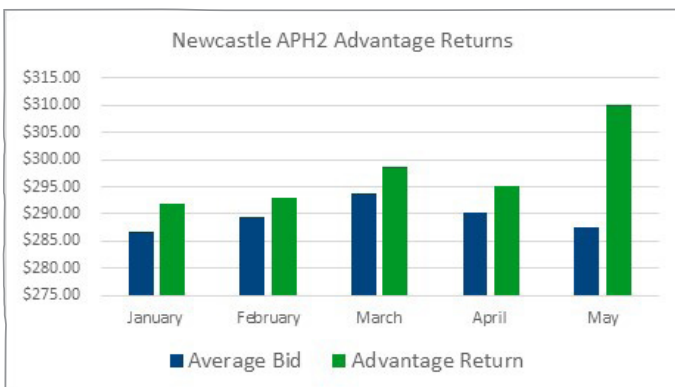
AGFARM ADVANTAGE RETURNS



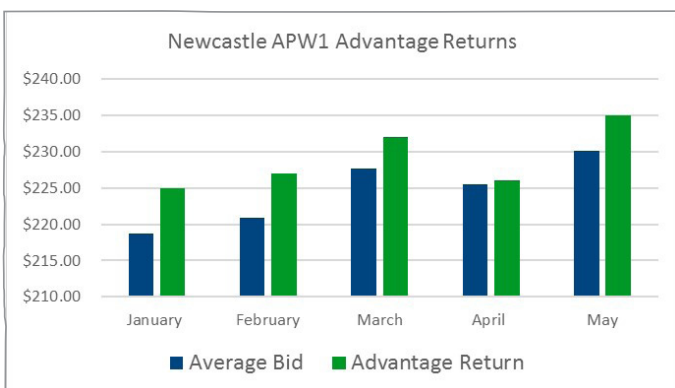
advantage



Agfarm Advantage Returns Newcastle AGP1					
Newcastle AGP1	January	February	March	April	May
Harvest Price	\$190.80	\$190.80	\$190.80	\$190.80	\$190.80
Average Bid	\$191.83	\$195.86	\$204.67	\$201.54	\$211.88
Advantage Return	\$200.00	\$210.00	\$217.65	\$214.00	\$225.38
Admin Fee	\$5.00	\$5.00	\$5.00	\$5.00	\$5.07
Carry Cost	\$1.59	\$3.18	\$4.77	\$6.36	\$7.95



Agfarm Advantage Returns Newcastle APH2					
Newcastle APH2	January	February	March	April	May
Harvest Price	\$279.33	\$279.33	\$279.33	\$279.33	\$279.33
Average Bid	\$286.67	\$289.55	\$293.64	\$290.20	\$287.43
Advantage Return	\$292.00	\$293.00	\$298.65	\$295.00	\$310.00
Admin Fee	\$6.57	\$6.59	\$6.72	\$6.64	\$6.98
Carry Cost	\$1.59	\$3.18	\$4.77	\$6.36	\$7.95



Agfarm Advantage Returns Newcastle APW1					
Newcastle APW1	January	February	March	April	May
Harvest Price	\$216.20	\$216.20	\$216.20	\$216.20	\$216.20
Average Bid	\$218.74	\$220.89	\$227.71	\$225.49	\$230.12
Advantage Return	\$225.00	\$227.00	\$232.06	\$226.00	\$235.00
Admin Fee	\$5.06	\$5.11	\$5.22	\$5.09	\$5.29
Carry Cost	\$1.59	\$3.18	\$4.77	\$6.36	\$7.95

- Please note this graph shows the average daily price verse Agfarm's Advantage return on a gross track basis
- Storage charges are basis local bulk handler and are subject to change depending on the location of grain
- Results may vary depending on location, quality of grain, payment method, fees and charges.



Agfarm Pty Ltd

ABN: 29 001 575 798

GPO Box 5072, Sydney NSW 2001

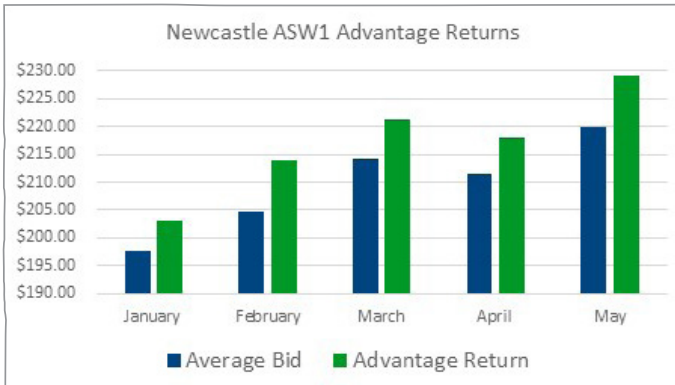
T: 1300 243 276

E: info@agfarm.com.au

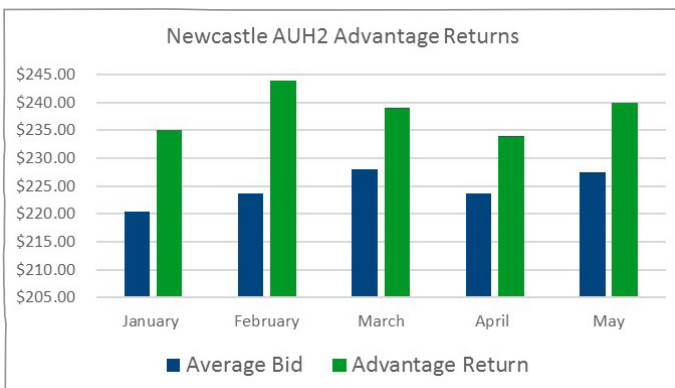
AGFARM ADVANTAGE RETURNS



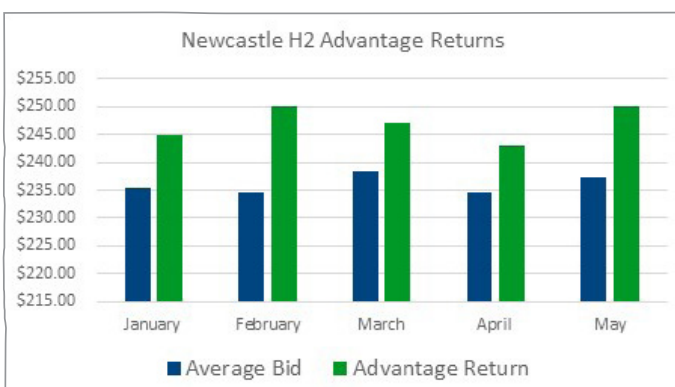
advantage



Agfarm Advantage Returns Newcastle ASW1					
Newcastle ASW1	January	February	March	April	May
Harvest Price	\$197.00	\$197.00	\$197.00	\$197.00	\$197.00
Average Bid	\$197.67	\$204.64	\$214.16	\$211.49	\$219.87
Advantage Return	\$203.00	\$214.00	\$221.25	\$218.00	\$229.00
Admin Fee	\$5.00	\$5.00	\$5.00	\$5.00	\$5.15
Carry Cost	\$1.59	\$3.18	\$4.77	\$6.36	\$7.95



Agfarm Advantage Returns Newcastle AUH2					
Newcastle AUH2	January	February	March	April	May
Harvest Price	\$216.80	\$216.80	\$216.80	\$216.80	\$216.80
Average Bid	\$220.42	\$223.65	\$227.95	\$223.72	\$227.56
Advantage Return	\$235.00	\$244.00	\$239.01	\$234.00	\$240.00
Admin Fee	\$5.29	\$5.49	\$5.38	\$5.27	\$5.40
Carry Cost	\$1.59	\$3.18	\$4.77	\$6.36	\$7.95



Agfarm Advantage Returns Newcastle H2					
Newcastle H2	January	February	March	April	May
Harvest Price	\$234.00	\$234.00	\$234.00	\$234.00	\$234.00
Average Bid	\$235.49	\$234.49	\$238.32	\$234.63	\$237.17
Advantage Return	\$245.00	\$250.00	\$246.94	\$243.00	\$250.00
Admin Fee	\$5.51	\$5.63	\$5.56	\$5.47	\$5.63
Carry Cost	\$1.59	\$3.18	\$4.77	\$6.36	\$7.95

- Please note this graph shows the average daily price verse Agfarm's Advantage return on a gross track basis
- Storage charges are basis local bulk handler and are subject to change depending on the location of grain
- Results may vary depending on location, quality of grain, payment method, fees and charges.



Agfarm Pty Ltd

ABN: 29 001 575 798

GPO Box 5072, Sydney NSW 2001

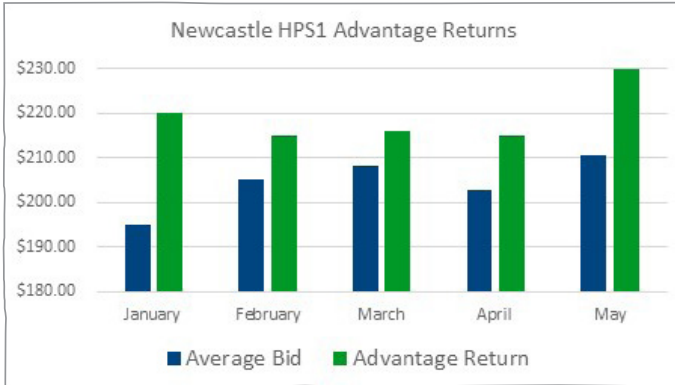
T: 1300 243 276

E: info@agfarm.com.au

AGFARM ADVANTAGE RETURNS



advantage



Agfarm Advantage Returns Newcastle HPS1					
Newcastle HPS1	January	February	March	April	May
Harvest Price	\$195.00	\$195.00	\$195.00	\$195.00	\$195.00
Average Bid	\$194.84	\$205.20	\$208.11	\$202.82	\$210.59
Advantage Return	\$220.00	\$215.00	\$216.12	\$215.00	\$230.00
Admin Fee	\$5.00	\$5.00	\$5.00	\$5.00	\$5.18
Carry Cost	\$1.59	\$3.18	\$4.77	\$6.36	\$7.95

- Please note this graph shows the average daily price verse Agfarm's Advantage return on a gross track basis
- Storage charges are basis local bulk handler and are subject to change depending on the location of grain
- Results may vary depending on location, quality of grain, payment method, fees and charges.



Agfarm Pty Ltd

ABN: 29 001 575 798

GPO Box 5072, Sydney NSW 2001

T: 1300 243 276

E: info@agfarm.com.au