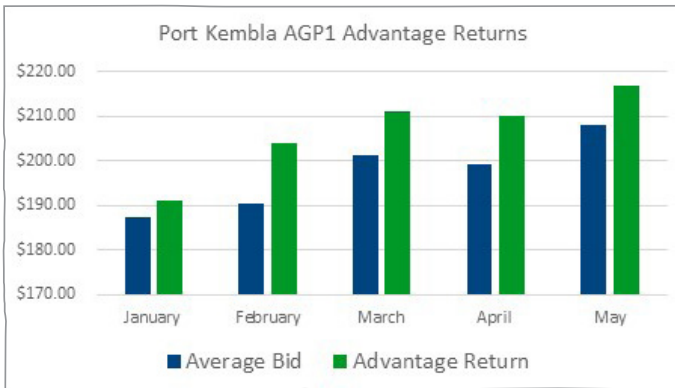


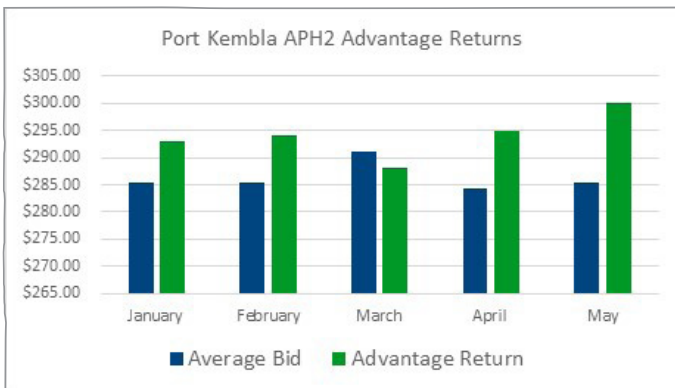
AGFARM ADVANTAGE RETURNS



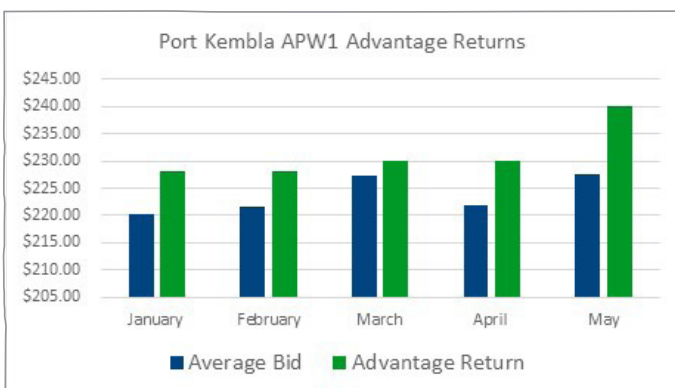
advantage



Agfarm Advantage Returns Port Kembla AGP1					
Port Kembla AGP1	January	February	March	April	May
Harvest Price	\$190.00	\$190.00	\$190.00	\$190.00	\$190.00
Average Bid	\$187.29	\$190.48	\$201.41	\$199.32	\$207.97
Advantage Return	\$191.00	\$204.00	\$211.13	\$210.00	\$217.00
Admin Fee	\$5.00	\$5.00	\$5.00	\$5.00	\$5.00
Carry Cost	\$1.59	\$3.18	\$4.77	\$6.36	\$7.95



Agfarm Advantage Returns Port Kembla APH2					
Port Kembla APH2	January	February	March	April	May
Harvest Price	\$283.00	\$283.00	\$283.00	\$283.00	\$283.00
Average Bid	\$285.35	\$285.38	\$290.96	\$284.35	\$285.37
Advantage Return	\$293.00	\$294.00	\$288.00	\$295.00	\$300.00
Admin Fee	\$6.59	\$6.62	\$6.48	\$6.64	\$6.75
Carry Cost	\$1.59	\$3.18	\$4.77	\$6.36	\$7.95



Agfarm Advantage Returns Port Kembla APW1					
Port Kembla APW1	January	February	March	April	May
Harvest Price	\$219.40	\$219.40	\$219.40	\$219.40	\$219.40
Average Bid	\$220.29	\$221.72	\$227.18	\$222.00	\$227.65
Advantage Return	\$228.00	\$228.00	\$230.00	\$230.00	\$240.00
Admin Fee	\$5.13	\$5.13	\$5.18	\$5.18	\$5.40
Carry Cost	\$1.59	\$3.18	\$4.77	\$6.36	\$7.95

- Please note this graph shows the average daily price verse Agfarm's Advantage return on a gross track basis
- Storage charges are basis local bulk handler and are subject to change depending on the location of grain
- Results may vary depending on location, quality of grain, payment method, fees and charges.



Agfarm Pty Ltd

ABN: 29 001 575 798

GPO Box 5072, Sydney NSW 2001

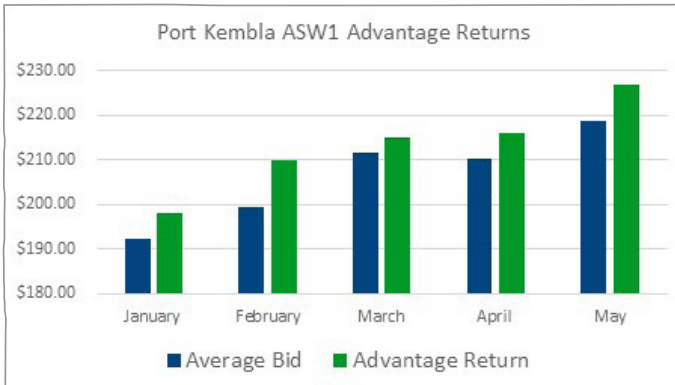
T: 1300 243 276

E: info@agfarm.com.au

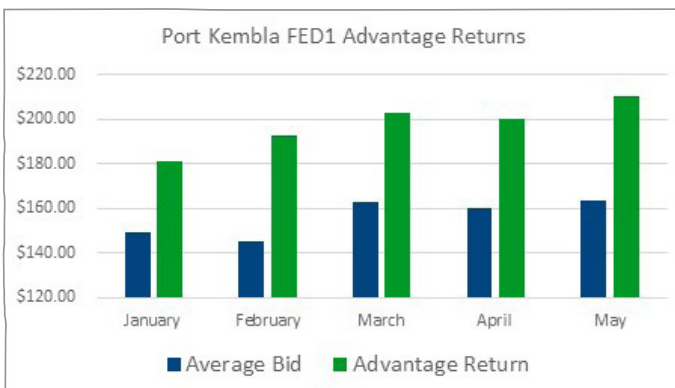
AGFARM ADVANTAGE RETURNS



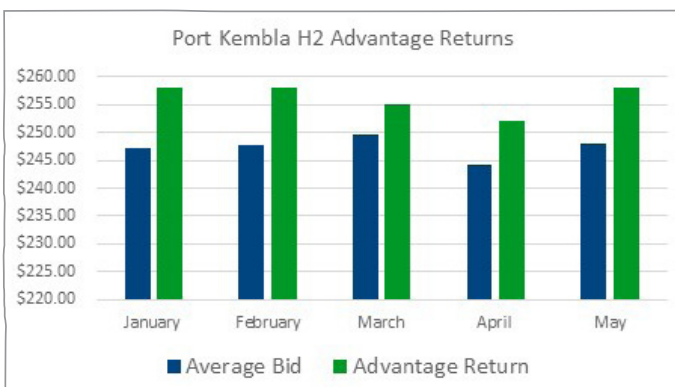
advantage



Agfarm Advantage Returns Port Kembla ASW1					
Port Kembla ASW1	January	February	March	April	May
Harvest Price	\$194.80	\$194.80	\$194.80	\$194.80	\$194.80
Average Bid	\$192.28	\$199.48	\$211.50	\$210.18	\$218.76
Advantage Return	\$198.00	\$210.00	\$215.00	\$216.00	\$227.00
Admin Fee	\$5.00	\$5.00	\$5.00	\$5.00	\$5.11
Carry Cost	\$1.59	\$3.18	\$4.77	\$6.36	\$7.95



Agfarm Advantage Returns Port Kembla FED1					
Port Kembla FED1	January	February	March	April	May
Harvest Price	\$162.75	\$162.75	\$162.75	\$162.75	\$162.75
Average Bid	\$149.55	\$145.33	\$163.18	\$160.43	\$163.23
Advantage Return	\$181.00	\$193.00	\$203.00	\$200.00	\$210.00
Admin Fee	\$5.00	\$5.00	\$5.00	\$5.00	\$5.00
Carry Cost	\$1.59	\$3.18	\$4.77	\$6.36	\$7.95



Agfarm Advantage Returns Port Kembla H2					
Port Kembla H2	January	February	March	April	May
Harvest Price	\$242.60	\$242.60	\$242.60	\$242.60	\$242.60
Average Bid	\$247.07	\$247.68	\$249.68	\$244.10	\$248.06
Advantage Return	\$258.00	\$258.00	\$255.00	\$252.00	\$258.00
Admin Fee	\$5.81	\$5.81	\$5.74	\$5.67	\$5.81
Carry Cost	\$1.59	\$3.18	\$4.77	\$6.36	\$7.95

- Please note this graph shows the average daily price verse Agfarm's Advantage return on a gross track basis
- Storage charges are basis local bulk handler and are subject to change depending on the location of grain
- Results may vary depending on location, quality of grain, payment method, fees and charges.



Agfarm Pty Ltd

ABN: 29 001 575 798

GPO Box 5072, Sydney NSW 2001

T: 1300 243 276

E: info@agfarm.com.au