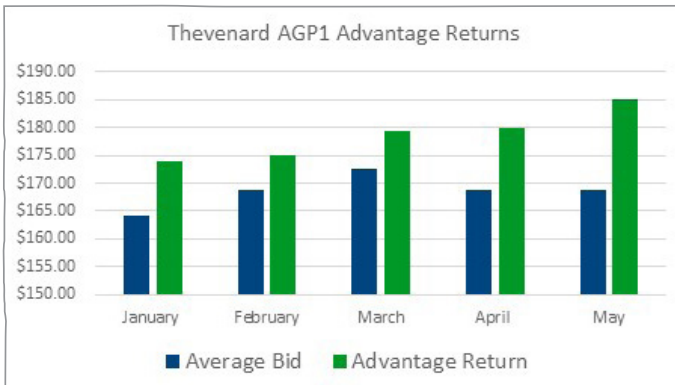


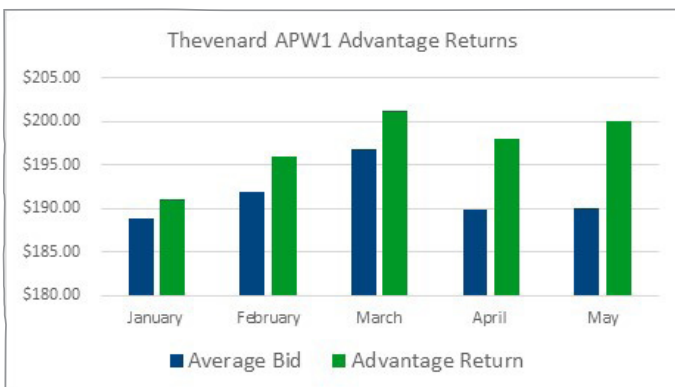
AGFARM ADVANTAGE RETURNS



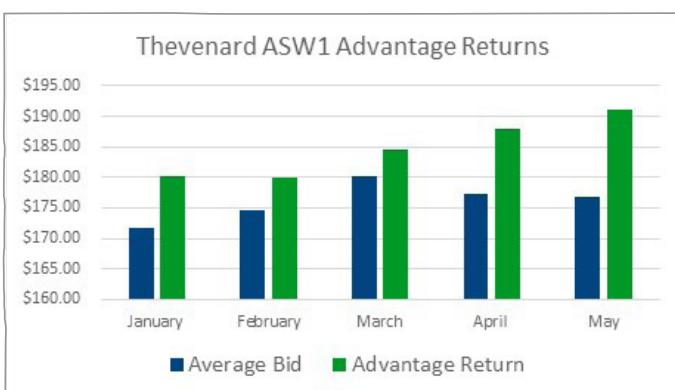
advantage



Agfarm Advantage Returns Thevenard AGP1					
Thevenard AGP1	January	February	March	April	May
Harvest Price	\$165.40	\$165.40	\$165.40	\$165.40	\$165.40
Average Bid	\$164.20	\$168.82	\$172.60	\$168.84	\$168.69
Advantage Return	\$174.00	\$175.00	\$179.22	\$180.00	\$185.00
Admin Fee	\$5.00	\$5.00	\$5.00	\$5.00	\$5.00
Carry Cost	\$1.25	\$2.60	\$3.95	\$5.30	\$6.95



Agfarm Advantage Returns Thevenard APW1					
Thevenard APW1	January	February	March	April	May
Harvest Price	\$190.40	\$190.40	\$190.40	\$190.40	\$190.40
Average Bid	\$188.80	\$191.88	\$196.90	\$189.80	\$190.07
Advantage Return	\$191.00	\$196.00	\$201.25	\$198.00	\$200.00
Admin Fee	\$5.00	\$5.00	\$5.00	\$5.00	\$5.00
Carry Cost	\$1.25	\$2.60	\$3.95	\$5.30	\$6.95



Agfarm Advantage Returns Thevenard ASW1					
Thevenard ASW1	January	February	March	April	May
Harvest Price	\$173.60	\$173.60	\$173.60	\$173.60	\$173.60
Average Bid	\$171.69	\$174.55	\$180.19	\$177.39	\$176.82
Advantage Return	\$180.11	\$180.00	\$184.59	\$188.00	\$191.00
Admin Fee	\$5.00	\$5.00	\$5.00	\$5.00	\$5.00
Carry Cost	\$1.25	\$2.60	\$3.95	\$5.30	\$6.95

- Please note this graph shows the average daily price verse Agfarm's Advantage return on a gross track basis
- Storage charges are basis local bulk handler and are subject to change depending on the location of grain
- Results may vary depending on location, quality of grain, payment method, fees and charges.



Agfarm Pty Ltd

ABN: 29 001 575 798

GPO Box 5072, Sydney NSW 2001

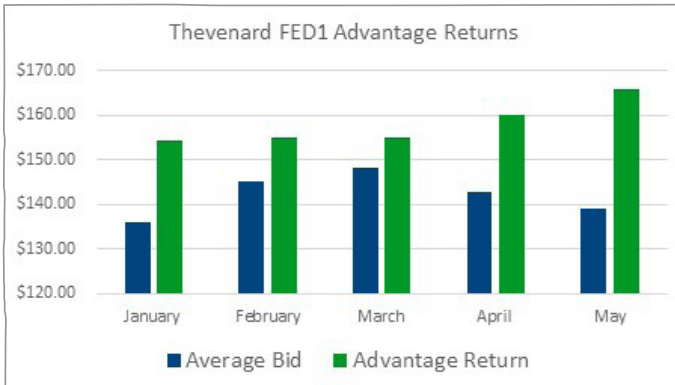
T: 1300 243 276

E: info@agfarm.com.au

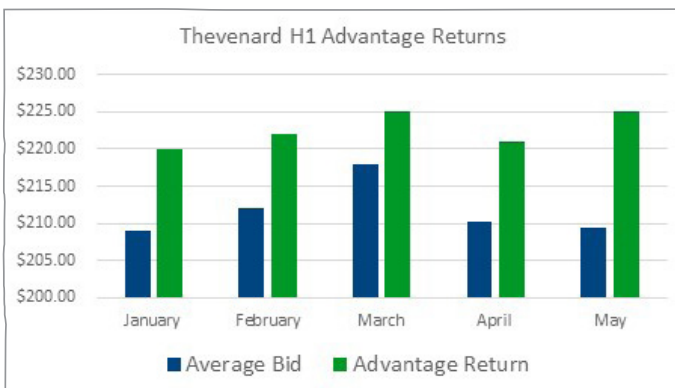
AGFARM ADVANTAGE RETURNS



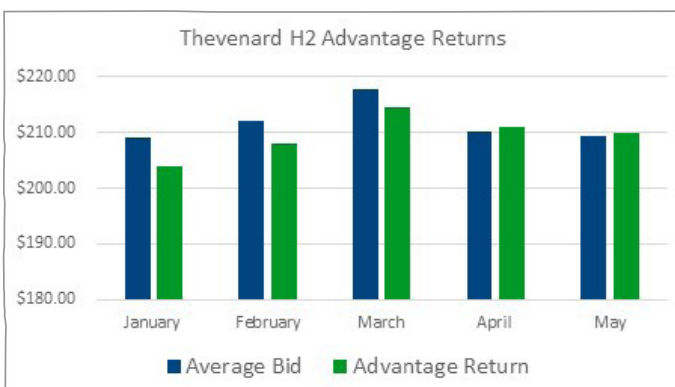
advantage



Agfarm Advantage Returns Thevenard FED1					
Thevenard FED1	January	February	March	April	May
Harvest Price	\$132.00	\$132.00	\$132.00	\$132.00	\$132.00
Average Bid	\$135.92	\$145.24	\$148.31	\$142.84	\$138.99
Advantage Return	\$154.29	\$155.00	\$155.11	\$160.00	\$166.00
Admin Fee	\$5.00	\$5.00	\$5.00	\$5.00	\$5.00
Carry Cost	\$1.25	\$2.60	\$3.95	\$5.30	\$6.95



Agfarm Advantage Returns Thevenard H1					
Thevenard H1	January	February	March	April	May
Harvest Price	\$208.40	\$208.40	\$208.40	\$208.40	\$208.40
Average Bid	\$209.06	\$212.11	\$217.87	\$210.24	\$209.40
Advantage Return	\$220.00	\$222.00	\$225.03	\$221.00	\$225.00
Admin Fee	\$5.00	\$5.00	\$5.06	\$5.00	\$5.06
Carry Cost	\$1.25	\$2.60	\$3.95	\$5.30	\$6.95



Agfarm Advantage Returns Thevenard H2					
Thevenard H2	January	February	March	April	May
Harvest Price	\$208.40	\$208.40	\$208.40	\$208.40	\$208.40
Average Bid	\$209.06	\$212.11	\$217.87	\$210.24	\$209.40
Advantage Return	\$204.00	\$208.00	\$214.57	\$211.00	\$210.00
Admin Fee	\$5.00	\$5.00	\$5.00	\$5.00	\$5.00
Carry Cost	\$1.25	\$2.60	\$3.95	\$5.30	\$6.95

- Please note this graph shows the average daily price verse Agfarm's Advantage return on a gross track basis
- Storage charges are basis local bulk handler and are subject to change depending on the location of grain
- Results may vary depending on location, quality of grain, payment method, fees and charges.



Agfarm Pty Ltd

ABN: 29 001 575 798

GPO Box 5072, Sydney NSW 2001

T: 1300 243 276

E: info@agfarm.com.au