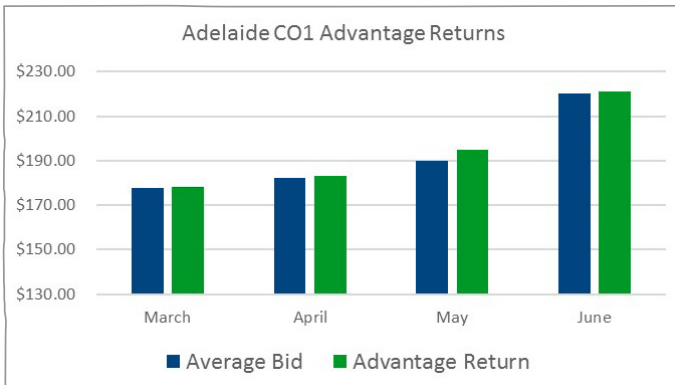


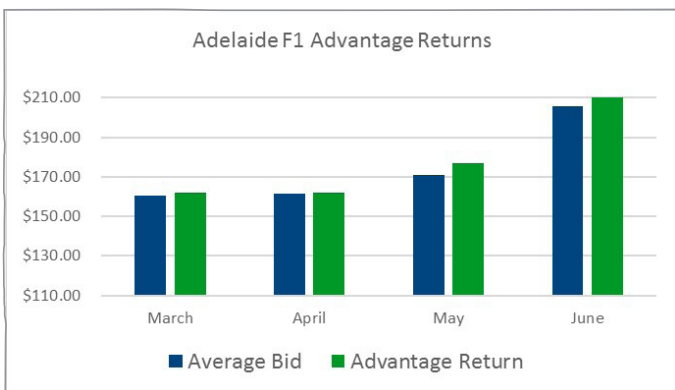
AGFARM ADVANTAGE RETURNS



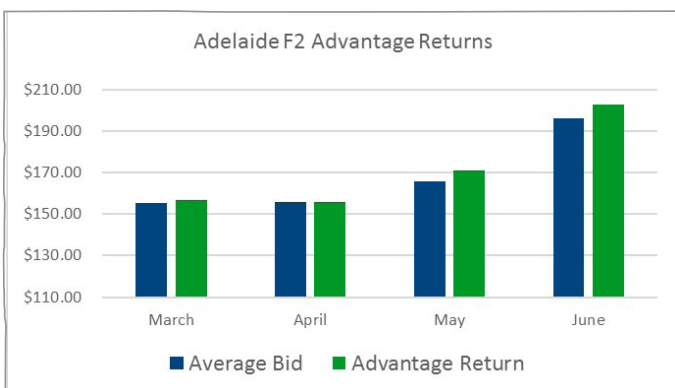
advantage



Agfarm Advantage Returns Adelaide CO1				
Adelaide CO1	March	April	May	June
Harvest Price	\$162.75	\$162.75	\$162.75	\$162.75
Average Bid	\$177.93	\$182.18	\$189.91	\$220.05
Advantage Return	\$178.01	\$183.00	\$195.00	\$221.00
Admin Fee	\$5.00	\$5.00	\$5.00	\$5.00
Carry Cost	\$3.95	\$5.30	\$6.95	\$8.60



Agfarm Advantage Returns Adelaide F1				
Adelaide F1	March	April	May	June
Harvest Price	\$147.00	\$147.00	\$147.00	\$147.00
Average Bid	\$160.69	\$161.46	\$170.95	\$205.90
Advantage Return	\$161.86	\$162.00	\$177.00	\$210.00
Admin Fee	\$5.00	\$5.00	\$5.00	\$5.00
Carry Cost	\$3.95	\$5.30	\$6.95	\$8.60



Agfarm Advantage Returns Adelaide F2				
Adelaide F2	March	April	May	June
Harvest Price	\$139.67	\$139.67	\$139.67	\$139.67
Average Bid	\$155.43	\$155.83	\$165.81	\$196.28
Advantage Return	\$156.83	\$156.00	\$171.00	\$203.00
Admin Fee	\$5.00	\$5.00	\$5.00	\$5.00
Carry Cost	\$3.95	\$5.30	\$6.95	\$8.60

- Please note these graphs show the average daily price versus Agfarm's Advantage return on a gross track basis
- Storage charges are based on local bulk handler and are subject to change depending on the location of grain
- Results may vary depending on location, quality of grain, payment method, fees and charges.



Agfarm Pty Ltd

ABN: 29 001 575 798

GPO Box 5072, Sydney NSW 2001

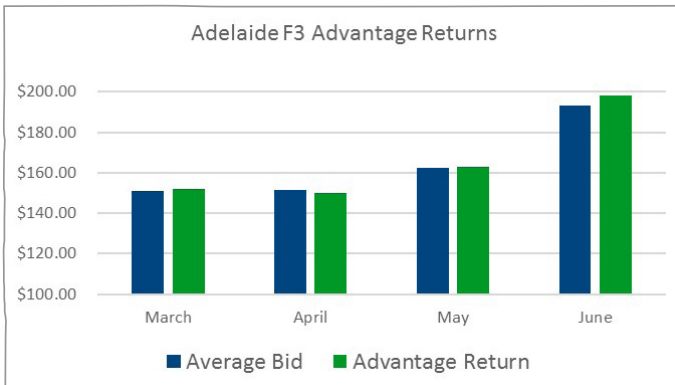
T: 1300 243 276

E: info@agfarm.com.au

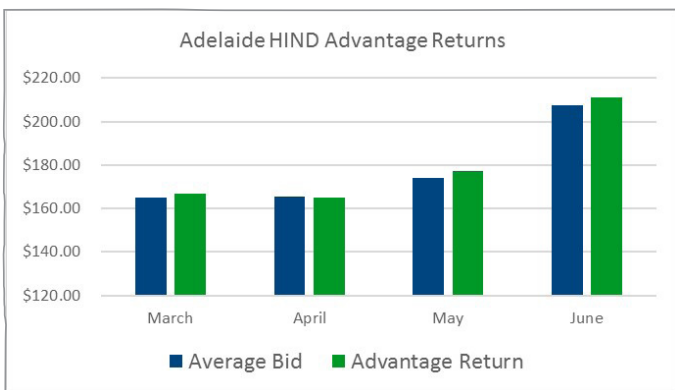
AGFARM ADVANTAGE RETURNS



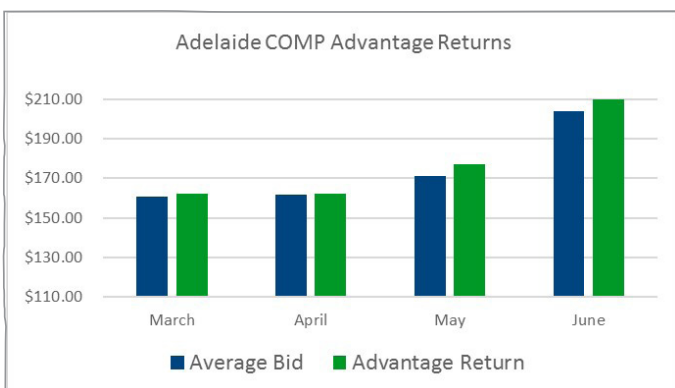
advantage



Agfarm Advantage Returns Adelaide F3				
Adelaide F3	March	April	May	June
Harvest Price	\$134.50	\$134.50	\$134.50	\$134.50
Average Bid	\$151.18	\$151.38	\$162.23	\$193.47
Advantage Return	\$151.81	\$150.00	\$163.00	\$198.00
Admin Fee	\$5.00	\$5.00	\$5.00	\$5.00
Carry Cost	\$3.95	\$5.30	\$6.95	\$8.60



Agfarm Advantage Returns Adelaide HIND				
Adelaide HIND	March	April	May	June
Harvest Price	\$154.00	\$154.00	\$154.00	\$154.00
Average Bid	\$165.00	\$165.48	\$173.82	\$207.68
Advantage Return	\$166.78	\$165.00	\$177.00	\$211.00
Admin Fee	\$5.00	\$5.00	\$5.00	\$5.00
Carry Cost	\$3.95	\$5.30	\$6.95	\$8.60



Agfarm Advantage Returns Adelaide COMP				
Adelaide COMP	March	April	May	June
Harvest Price	\$150.00	\$150.00	\$150.00	\$150.00
Average Bid	\$160.88	\$161.51	\$171.32	\$204.14
Advantage Return	\$162.06	\$162.00	\$177.00	\$210.00
Admin Fee	\$5.00	\$5.00	\$5.00	\$5.00
Carry Cost	\$3.95	\$5.30	\$6.95	\$8.60

- Please note these graphs show the average daily price verse Agfarm's Advantage return on a gross track basis
- Storage charges are basis local bulk handler and are subject to change depending on the location of grain
- Results may vary depending on location, quality of grain, payment method, fees and charges.



Agfarm Pty Ltd

ABN: 29 001 575 798

GPO Box 5072, Sydney NSW 2001

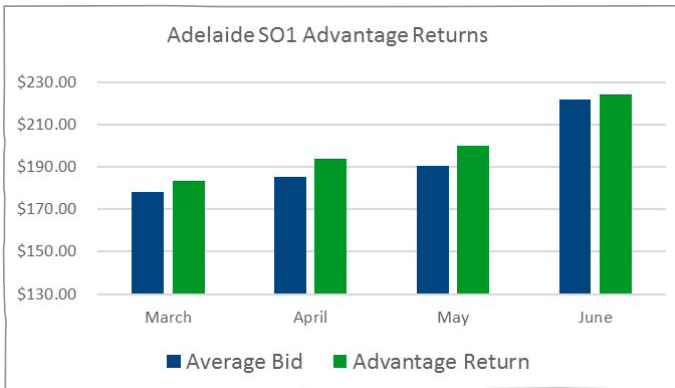
T: 1300 243 276

E: info@agfarm.com.au

AGFARM ADVANTAGE RETURNS



advantage



Agfarm Advanatge Returns Adelaide SO1				
Adelaide SO1	March	April	May	June
Harvest Price	\$160.00	\$160.00	\$160.00	\$160.00
Average Bid	\$178.39	\$185.25	\$190.65	\$221.80
Advantage Return	\$183.47	\$194.00	\$200.00	\$224.00
Admin Fee	\$5.00	\$5.00	\$5.00	\$5.04
Carry Cost	\$3.95	\$5.30	\$6.95	\$8.60

- Please note these graphs show the average daily price verse Agfarm's Advantage return on a gross track basis
- Storage charges are basis local bulk handler and are subject to change depending on the location of grain
- Results may vary depending on location, quality of grain, payment method, fees and charges.



Agfarm Pty Ltd

ABN: 29 001 575 798

GPO Box 5072, Sydney NSW 2001

T: 1300 243 276

E: info@agfarm.com.au