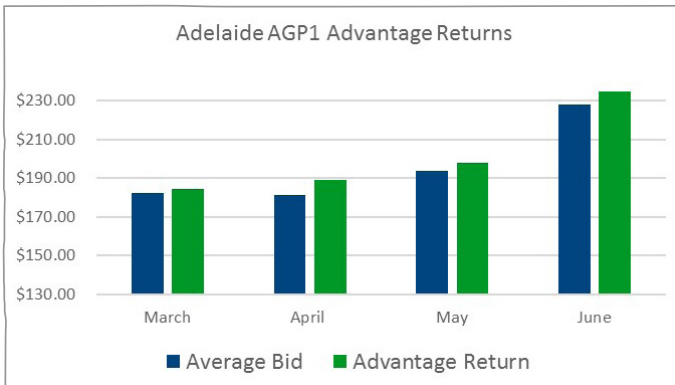


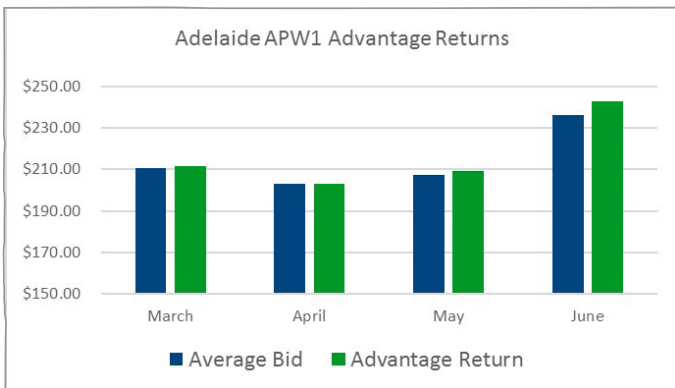
AGFARM ADVANTAGE RETURNS



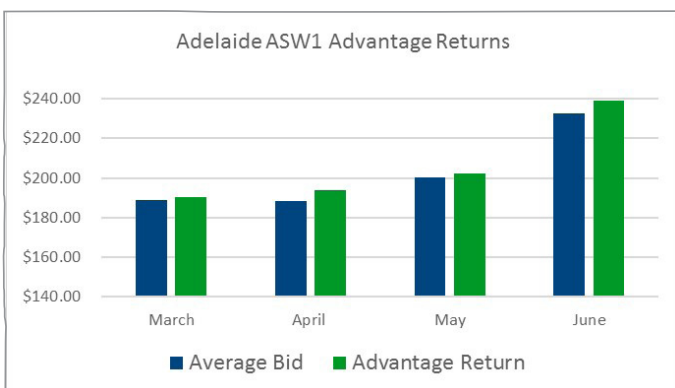
advantage



Agfarm Advantage Returns Adelaide AGP1				
Adelaide AGP1	March	April	May	June
Harvest Price	\$184.00	\$184.00	\$184.00	\$184.00
Average Bid	\$182.40	\$181.61	\$193.85	\$228.24
Advantage Return	\$184.22	\$189.00	\$198.00	\$235.00
Admin Fee	\$5.00	\$5.00	\$5.00	\$5.29
Carry Cost	\$3.95	\$5.30	\$250.30	\$380.30



Agfarm Advantage Returns Adelaide APW1				
Adelaide APW1	March	April	May	June
Harvest Price	\$213.20	\$213.20	\$213.20	\$213.20
Average Bid	\$210.52	\$203.24	\$207.35	\$236.51
Advantage Return	\$211.78	\$203.00	\$209.00	\$243.00
Admin Fee	\$5.00	\$5.00	\$5.00	\$5.47
Carry Cost	\$3.95	\$5.30	\$6.95	\$8.60



Agfarm Advantage Returns Adelaide ASW1				
Adelaide ASW1	March	April	May	June
Harvest Price	\$190.40	\$190.40	\$190.40	\$190.40
Average Bid	\$188.75	\$188.29	\$200.27	\$232.76
Advantage Return	\$190.27	\$194.00	\$202.50	\$239.00
Admin Fee	\$5.00	\$5.00	\$5.00	\$5.38
Carry Cost	\$3.95	\$5.30	\$6.95	\$8.60

- Please note these graphs show the average daily price verse Agfarm's Advantage return on a gross track basis
- Storage charges are basis local bulk handler and are subject to change depending on the location of grain
- Results may vary depending on location, quality of grain, payment method, fees and charges.



Agfarm Pty Ltd

ABN: 29 001 575 798

GPO Box 5072, Sydney NSW 2001

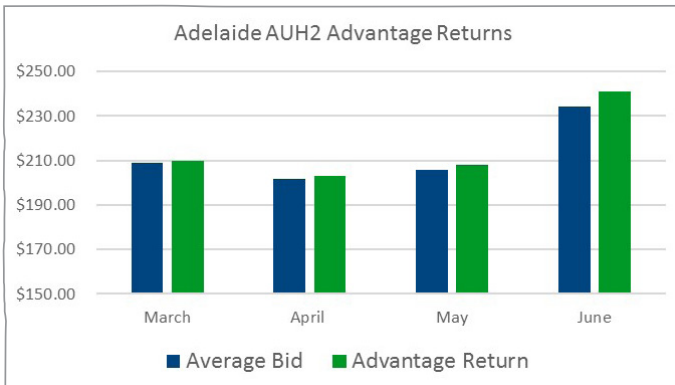
T: 1300 243 276

E: info@agfarm.com.au

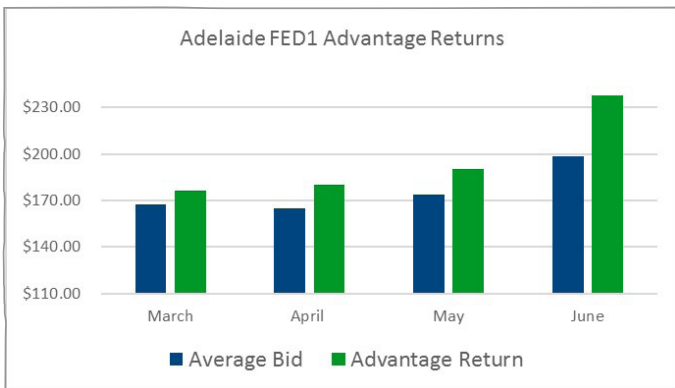
AGFARM ADVANTAGE RETURNS



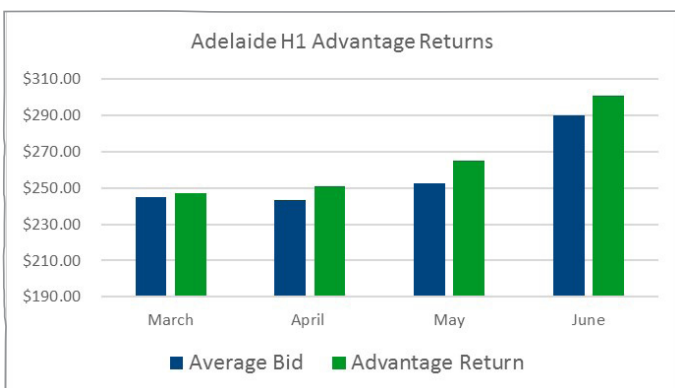
advantage



Agfarm Advantage Returns Adelaide AUH2				
Adelaide AUH2	March	April	May	June
Harvest Price	\$212.20	\$212.20	\$212.20	\$212.20
Average Bid	\$209.18	\$201.52	\$205.78	\$234.38
Advantage Return	\$209.65	\$203.00	\$208.00	\$241.00
Admin Fee	\$5.00	\$5.00	\$5.00	\$5.42
Carry Cost	\$3.95	\$5.30	\$6.95	\$8.60



Agfarm Advantage Returns Adelaide FED1				
Adelaide FED1	March	April	May	June
Harvest Price	\$150.00	\$150.00	\$150.00	\$150.00
Average Bid	\$167.51	\$164.64	\$173.97	\$198.69
Advantage Return	\$176.12	\$180.00	\$190.00	\$238.00
Admin Fee	\$5.00	\$5.00	\$5.00	\$5.36
Carry Cost	\$3.95	\$5.30	\$6.95	\$8.60



Agfarm Advantage Returns Adelaide H1				
Adelaide H1	March	April	May	June
Harvest Price	\$242.40	\$242.40	\$242.40	\$242.40
Average Bid	\$245.12	\$243.22	\$252.30	\$290.22
Advantage Return	\$246.97	\$251.00	\$265.00	\$301.00
Admin Fee	\$5.56	\$5.65	\$5.96	\$6.77
Carry Cost	\$3.95	\$5.30	\$6.95	\$8.60

- Please note these graphs show the average daily price verse Agfarm's Advantage return on a gross track basis
- Storage charges are basis local bulk handler and are subject to change depending on the location of grain
- Results may vary depending on location, quality of grain, payment method, fees and charges.



Agfarm Pty Ltd

ABN: 29 001 575 798

GPO Box 5072, Sydney NSW 2001

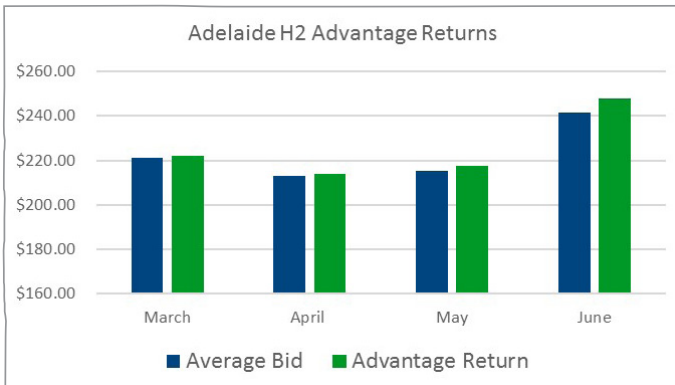
T: 1300 243 276

E: info@agfarm.com.au

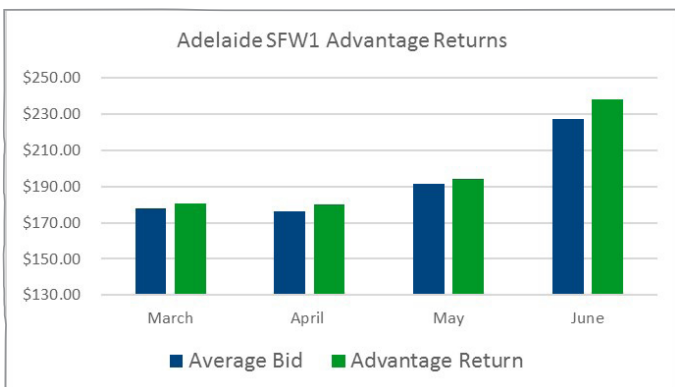
AGFARM ADVANTAGE RETURNS



advantage



Agfarm Advantage Returns Adelaide H2				
Adelaide H2	March	April	May	June
Harvest Price	\$229.40	\$229.40	\$229.40	\$229.40
Average Bid	\$221.21	\$212.96	\$215.43	\$241.33
Advantage Return	\$222.11	\$214.00	\$217.50	\$248.00
Admin Fee	\$5.00	\$5.00	\$5.00	\$5.58
Carry Cost	\$3.95	\$5.30	\$6.95	\$8.60



Agfarm Advantage Returns Adelaide SFW1				
Adelaide SFW1	March	April	May	June
Harvest Price	\$171.00	\$171.00	\$171.00	\$171.00
Average Bid	\$177.88	\$176.45	\$191.72	\$227.33
Advantage Return	\$180.47	\$180.00	\$194.00	\$238.00
Admin Fee	\$5.00	\$5.00	\$5.00	\$5.36
Carry Cost	\$3.95	\$5.30	\$6.95	\$8.60

- Please note these graphs show the average daily price verse Agfarm's Advantage return on a gross track basis
- Storage charges are basis local bulk handler and are subject to change depending on the location of grain
- Results may vary depending on location, quality of grain, payment method, fees and charges.



Agfarm Pty Ltd

ABN: 29 001 575 798

GPO Box 5072, Sydney NSW 2001

T: 1300 243 276

E: info@agfarm.com.au