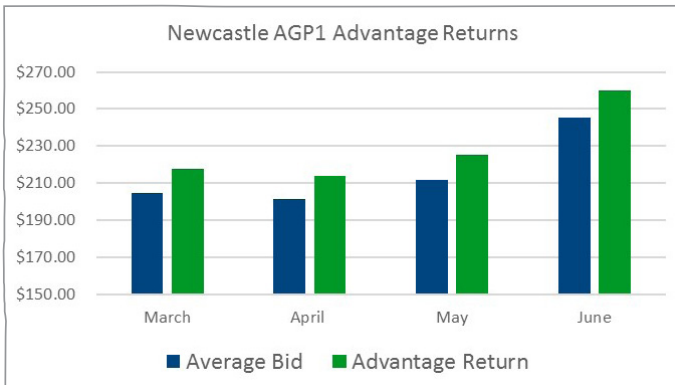


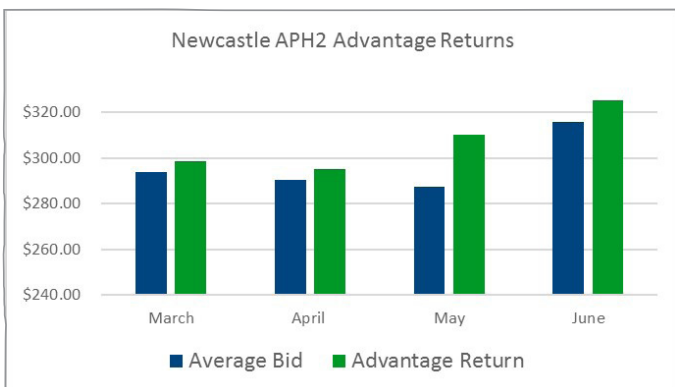
AGFARM ADVANTAGE RETURNS



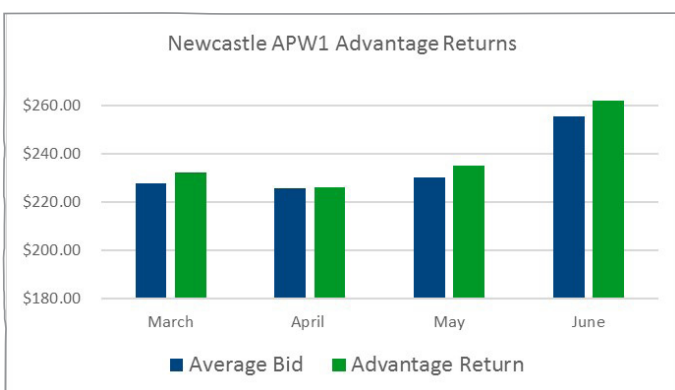
advantage



Agfarm Advantage Returns Newcastle AGP1				
Newcastle AGP1	March	April	May	June
Harvest Price	\$190.80	\$190.80	\$190.80	\$190.80
Average Bid	\$204.67	\$201.54	\$211.88	\$245.34
Advantage Return	\$217.65	\$214.00	\$225.38	\$260.00
Admin Fee	\$5.00	\$5.00	\$5.07	\$5.85
Carry Cost	\$4.77	\$6.36	\$7.95	\$9.54



Agfarm Advantage Returns Newcastle APH2				
Newcastle APH2	March	April	May	June
Harvest Price	\$279.33	\$279.33	\$279.33	\$279.33
Average Bid	\$293.64	\$290.20	\$287.43	\$315.52
Advantage Return	\$298.65	\$295.00	\$310.00	\$325.00
Admin Fee	\$6.72	\$6.64	\$6.98	\$7.31
Carry Cost	\$4.77	\$6.36	\$7.95	\$9.54



Agfarm Advantage Returns Newcastle APW1				
Newcastle APW1	March	April	May	June
Harvest Price	\$216.20	\$216.20	\$216.20	\$216.20
Average Bid	\$227.71	\$225.49	\$230.12	\$255.19
Advantage Return	\$232.06	\$226.00	\$235.00	\$262.00
Admin Fee	\$5.22	\$5.09	\$5.29	\$5.90
Carry Cost	\$4.77	\$6.36	\$7.95	\$9.54

- Please note these graphs show the average daily price verse Agfarm's Advantage return on a gross track basis
- Storage charges are basis local bulk handler and are subject to change depending on the location of grain
- Results may vary depending on location, quality of grain, payment method, fees and charges.



Agfarm Pty Ltd

ABN: 29 001 575 798

GPO Box 5072, Sydney NSW 2001

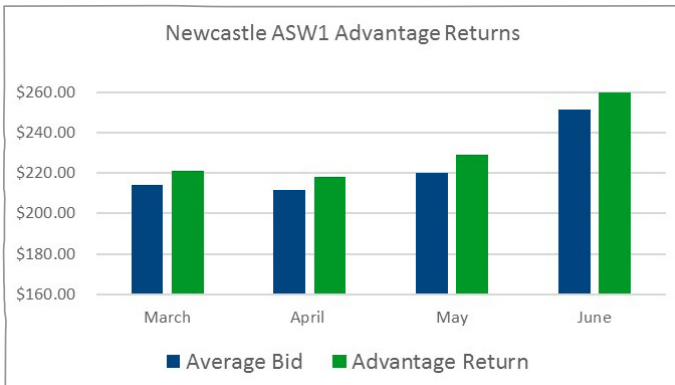
T: 1300 243 276

E: info@agfarm.com.au

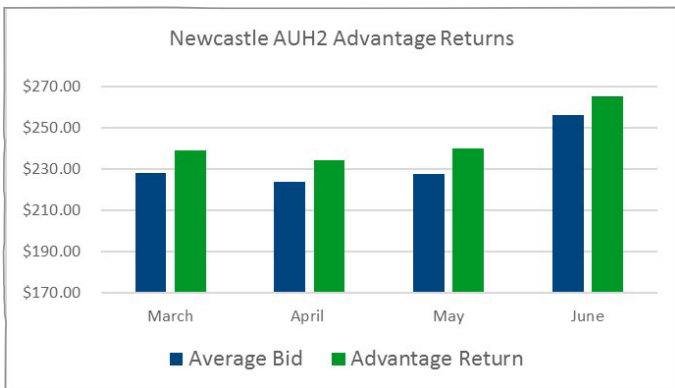
AGFARM ADVANTAGE RETURNS



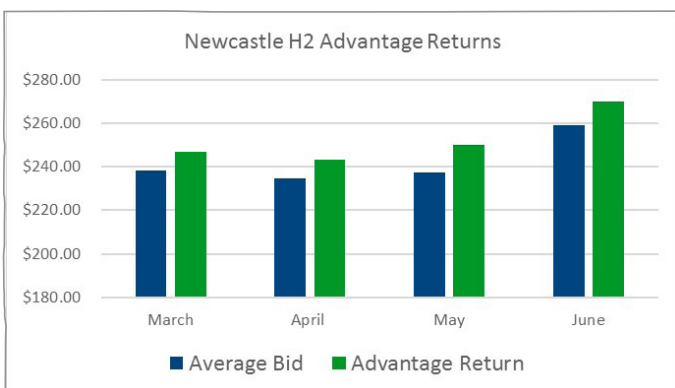
advantage



Agfarm Advantage Returns Newcastle ASW1				
Newcastle ASW1	March	April	May	June
Harvest Price	\$197.00	\$197.00	\$197.00	\$197.00
Average Bid	\$214.16	\$211.49	\$219.87	\$251.39
Advantage Return	\$221.25	\$218.00	\$229.00	\$260.00
Admin Fee	\$5.00	\$5.00	\$5.15	\$5.85
Carry Cost	\$4.77	\$6.36	\$7.95	\$9.54



Agfarm Advantage Returns Newcastle AUH2				
Newcastle AUH2	March	April	May	June
Harvest Price	\$216.80	\$216.80	\$216.80	\$216.80
Average Bid	\$227.95	\$223.72	\$227.56	\$255.90
Advantage Return	\$239.01	\$234.00	\$240.00	\$265.00
Admin Fee	\$5.38	\$5.27	\$5.40	\$5.96
Carry Cost	\$4.77	\$6.36	\$7.95	\$9.54



Agfarm Advantage Returns Newcastle H2				
Newcastle H2	March	April	May	June
Harvest Price	\$234.00	\$234.00	\$234.00	\$234.00
Average Bid	\$238.32	\$234.63	\$237.17	\$258.81
Advantage Return	\$246.94	\$243.00	\$250.00	\$270.00
Admin Fee	\$5.56	\$5.47	\$5.63	\$6.08
Carry Cost	\$4.77	\$6.36	\$7.95	\$9.54

- Please note these graphs show the average daily price verse Agfarm's Advantage return on a gross track basis
- Storage charges are basis local bulk handler and are subject to change depending on the location of grain
- Results may vary depending on location, quality of grain, payment method, fees and charges.



Agfarm Pty Ltd

ABN: 29 001 575 798

GPO Box 5072, Sydney NSW 2001

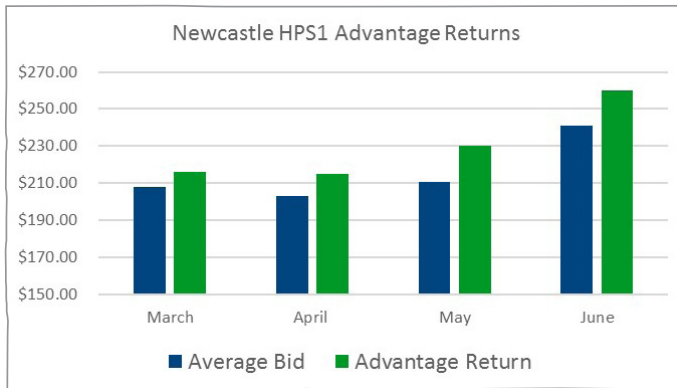
T: 1300 243 276

E: info@agfarm.com.au

AGFARM ADVANTAGE RETURNS



advantage



Agfarm Advantage Returns Newcastle HPS1				
Newcastle HPS1	March	April	May	June
Harvest Price	\$195.00	\$195.00	\$195.00	\$195.00
Average Bid	\$208.11	\$202.82	\$210.59	\$241.25
Advantage Return	\$216.12	\$215.00	\$230.00	\$260.00
Admin Fee	\$5.00	\$5.00	\$5.18	\$5.85
Carry Cost	\$4.77	\$6.36	\$7.95	\$9.54

- Please note these graphs show the average daily price verse Agfarm's Advantage return on a gross track basis
- Storage charges are basis local bulk handler and are subject to change depending on the location of grain
- Results may vary depending on location, quality of grain, payment method, fees and charges.



Agfarm Pty Ltd

ABN: 29 001 575 798

GPO Box 5072, Sydney NSW 2001

T: 1300 243 276

E: info@agfarm.com.au