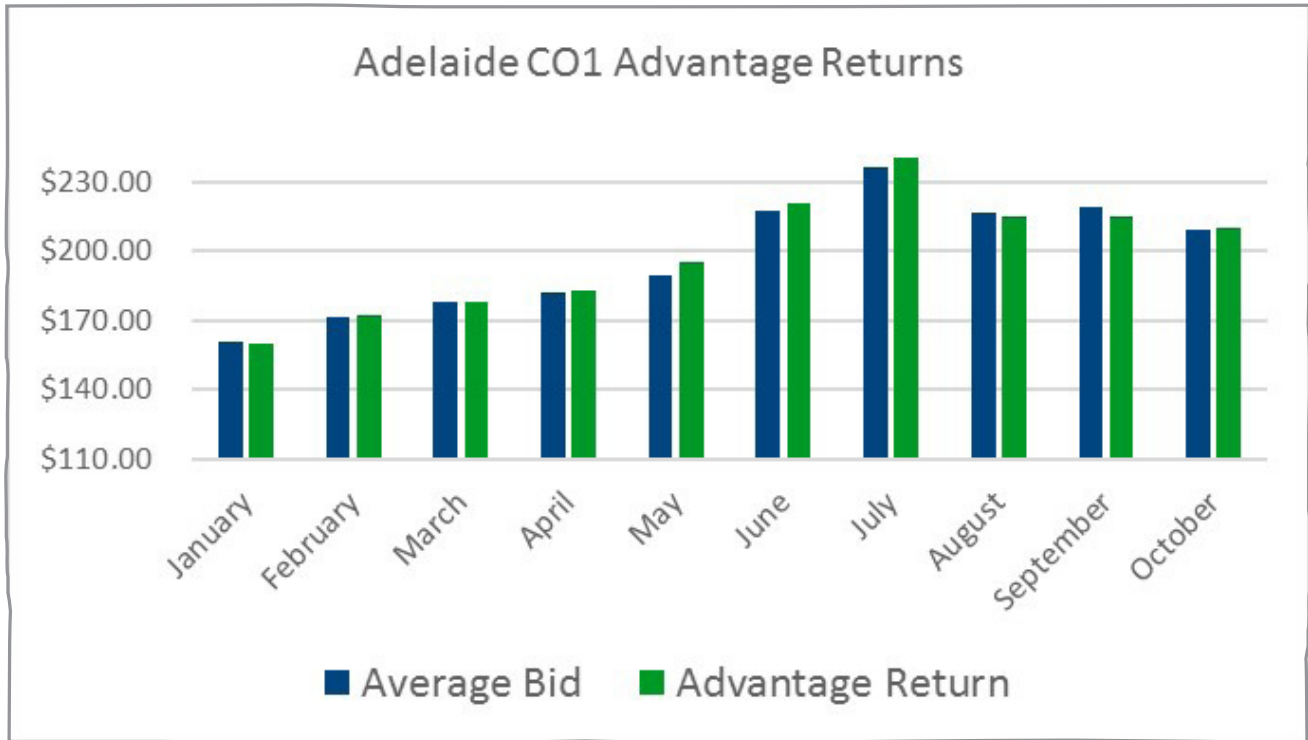


# AGFARM ADVANTAGE RETURNS



advantage



Adelaide CO1 Advantage Returns

Adelaide CO1	January	February	March	April	May	June	July	August	September	October
Harvest Price	\$162.25	\$162.25	\$162.25	\$162.25	\$162.25	\$162.25	\$162.25	\$162.25	\$162.25	\$162.25
Average Bid	\$161.08	\$171.08	\$177.77	\$182.12	\$189.80	\$217.65	\$236.66	\$216.38	\$219.47	\$209.15
Advantage Return	\$160.00	\$172.00	\$178.01	\$183.00	\$195.00	\$221.00	\$240.00	\$215.20	\$215.00	\$210.00
Admin Fee	\$5.00	\$5.00	\$5.00	\$5.00	\$5.00	\$5.00	\$5.40	\$5.00	\$5.00	\$5.00
Carry Cost	\$1.25	\$2.60	\$3.95	\$5.30	\$6.95	\$8.60	\$10.25	\$11.90	\$15.40	\$21.24

- Please note these graphs show the average daily price verse Agfarm's Advantage return on a gross track basis
- Storage charges are basis local bulk handler and are subject to change depending on the location of grain
- Results may vary depending on location, quality of grain, payment method, fees and charges.



Agfarm Pty Ltd

ABN: 29 001 575 798

GPO Box 5072, Sydney NSW 2001

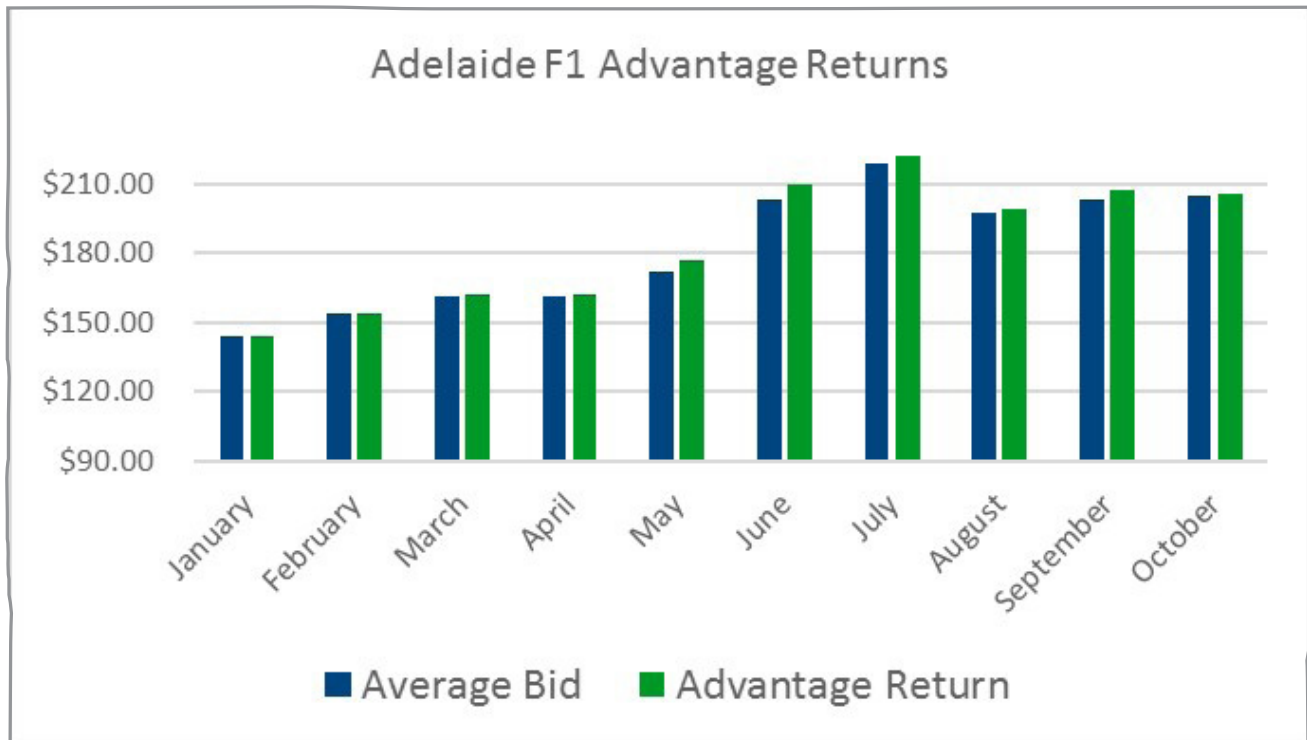
T: 1300 243 276

E: info@agfarm.com.au

# AGFARM ADVANTAGE RETURNS



advantage



Adelaide F1 Advantage Returns

Adelaide F1	January	February	March	April	May	June	July	August	September	October
Harvest Price	\$147.25	\$147.25	\$147.25	\$147.25	\$147.25	\$147.25	\$147.25	\$147.25	\$147.25	\$147.25
Average Bid	\$144.41	\$153.61	\$161.15	\$161.65	\$171.91	\$203.21	\$218.83	\$197.17	\$203.04	\$204.75
Advantage Return	\$144.00	\$154.00	\$161.86	\$162.00	\$177.00	\$210.00	\$222.00	\$199.00	\$207.00	\$206.00
Admin Fee	\$5.00	\$5.00	\$5.00	\$5.00	\$5.00	\$5.00	\$5.00	\$5.00	\$5.00	\$5.00
Carry Cost	\$1.25	\$2.60	\$3.95	\$5.30	\$6.95	\$8.60	\$10.25	\$11.90	\$15.40	\$21.24

- Please note these graphs show the average daily price verse Agfarm's Advantage return on a gross track basis
- Storage charges are basis local bulk handler and are subject to change depending on the location of grain
- Results may vary depending on location, quality of grain, payment method, fees and charges.



Agfarm Pty Ltd

ABN: 29 001 575 798

GPO Box 5072, Sydney NSW 2001

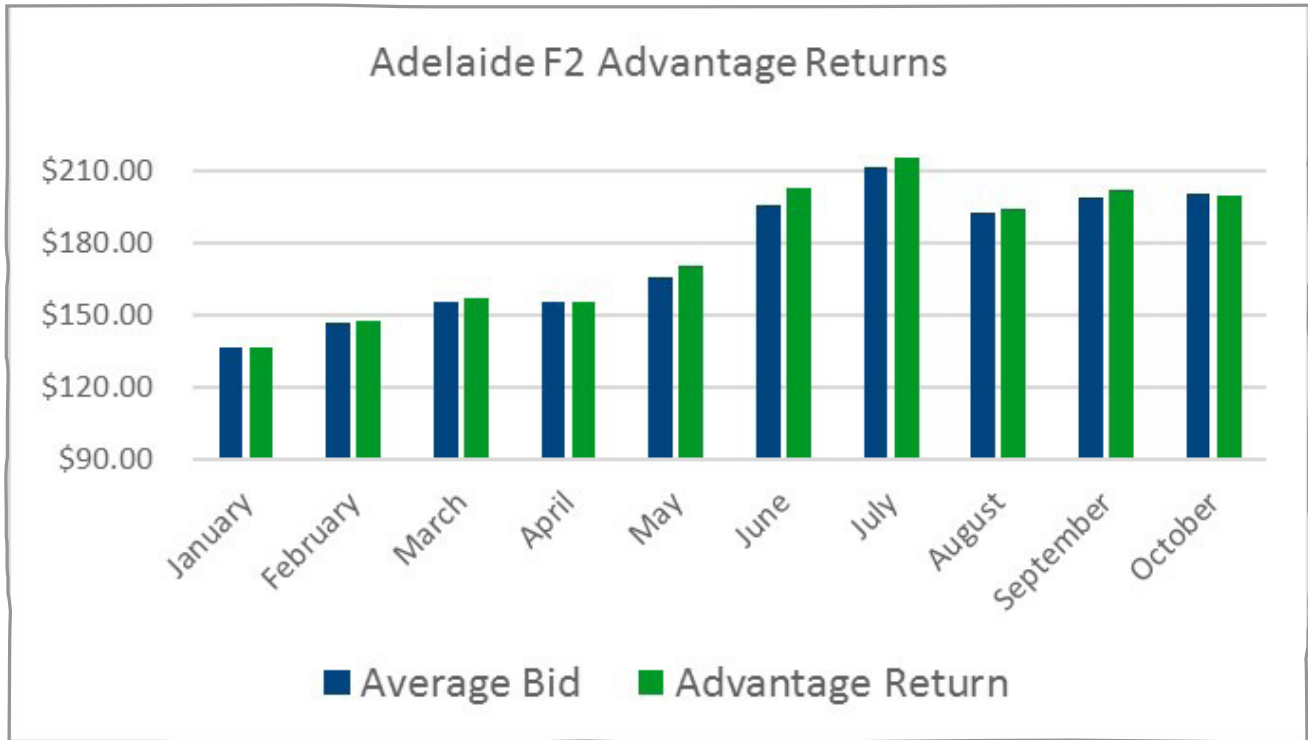
T: 1300 243 276

E: info@agfarm.com.au

# AGFARM ADVANTAGE RETURNS



advantage



Adelaide F2 Advantage Returns

Adelaide F2	January	February	March	April	May	June	July	August	September	October
Harvest Price	\$140.00	\$140.00	\$140.00	\$140.00	\$140.00	\$140.00	\$140.00	\$140.00	\$140.00	\$140.00
Average Bid	\$136.51	\$147.27	\$155.62	\$155.91	\$165.83	\$196.35	\$212.07	\$192.86	\$199.23	\$200.57
Advantage Return	\$137.00	\$148.00	\$156.83	\$156.00	\$171.00	\$203.00	\$216.00	\$194.00	\$202.00	\$200.00
Admin Fee	\$5.00	\$5.00	\$5.00	\$5.00	\$5.00	\$5.00	\$5.00	\$5.00	\$5.00	\$5.00
Carry Cost	\$1.25	\$2.60	\$3.95	\$5.30	\$6.95	\$8.60	\$10.25	\$11.90	\$15.40	\$21.24

- Please note these graphs show the average daily price verse Agfarm's Advantage return on a gross track basis
- Storage charges are basis local bulk handler and are subject to change depending on the location of grain
- Results may vary depending on location, quality of grain, payment method, fees and charges.



Agfarm Pty Ltd

ABN: 29 001 575 798

GPO Box 5072, Sydney NSW 2001

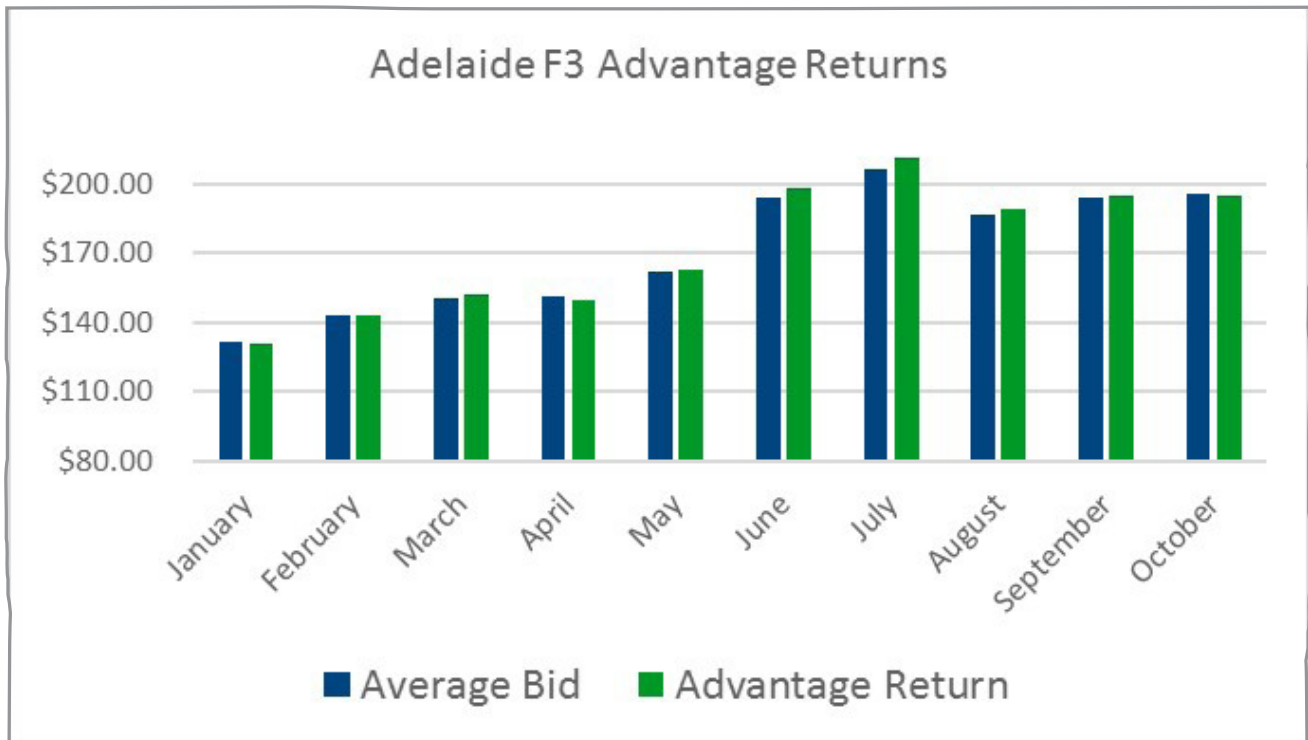
T: 1300 243 276

E: info@agfarm.com.au

# AGFARM ADVANTAGE RETURNS



advantage



Adelaide F3 Advantage Returns

Adelaide F3	January	February	March	April	May	June	July	August	September	October
Harvest Price	\$133.00	\$133.00	\$133.00	\$133.00	\$133.00	\$133.00	\$133.00	\$133.00	\$133.00	\$133.00
Average Bid	\$131.55	\$143.40	\$150.90	\$151.21	\$161.88	\$193.61	\$206.08	\$186.38	\$194.23	\$195.57
Advantage Return	\$131.00	\$143.00	\$151.81	\$150.00	\$163.00	\$198.00	\$211.00	\$189.00	\$195.00	\$195.00
Admin Fee	\$5.00	\$5.00	\$5.00	\$5.00	\$5.00	\$5.00	\$5.00	\$5.00	\$5.00	\$5.00
Carry Cost	\$1.25	\$2.60	\$3.95	\$5.30	\$6.95	\$8.60	\$10.25	\$11.90	\$15.40	\$21.24

- Please note these graphs show the average daily price verse Agfarm's Advantage return on a gross track basis
- Storage charges are basis local bulk handler and are subject to change depending on the location of grain
- Results may vary depending on location, quality of grain, payment method, fees and charges.



Agfarm Pty Ltd

ABN: 29 001 575 798

GPO Box 5072, Sydney NSW 2001

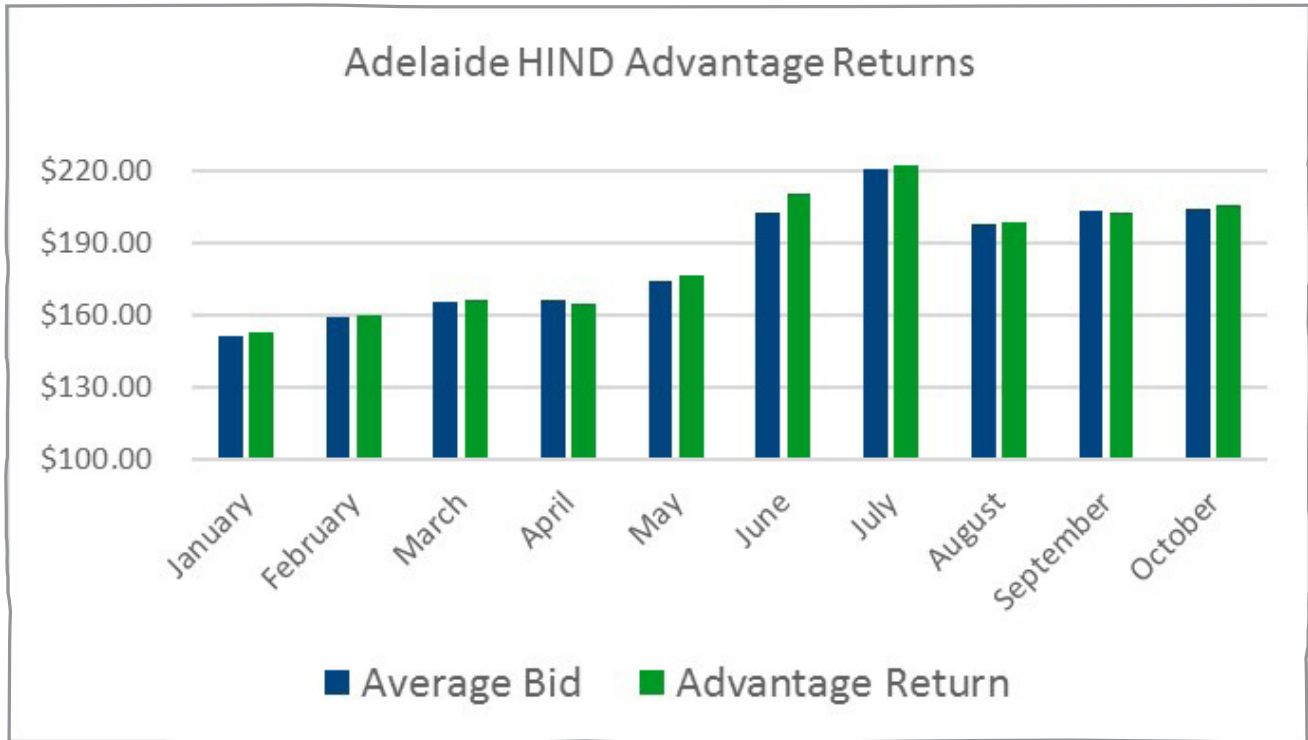
T: 1300 243 276

E: info@agfarm.com.au

# AGFARM ADVANTAGE RETURNS



advantage



Adelaide HIND Advantage Returns										
Adelaide HIND	January	February	March	April	May	June	July	August	September	October
Harvest Price	\$154.75	\$154.75	\$154.75	\$154.75	\$154.75	\$154.75	\$154.75	\$154.75	\$154.75	\$154.75
Average Bid	\$151.74	\$159.54	\$165.63	\$166.34	\$174.39	\$203.11	\$220.92	\$197.88	\$203.76	\$204.64
Advantage Return	\$153.00	\$160.00	\$166.78	\$165.00	\$177.00	\$211.00	\$222.50	\$199.00	\$203.00	\$206.00
Admin Fee	\$5.00	\$5.00	\$5.00	\$5.00	\$5.00	\$5.00	\$5.01	\$5.00	\$5.00	\$5.00
Carry Cost	\$1.25	\$2.60	\$3.95	\$5.30	\$6.95	\$8.60	\$10.25	\$11.90	\$15.40	\$21.24

- Please note these graphs show the average daily price verse Agfarm's Advantage return on a gross track basis
- Storage charges are basis local bulk handler and are subject to change depending on the location of grain
- Results may vary depending on location, quality of grain, payment method, fees and charges.



Agfarm Pty Ltd

ABN: 29 001 575 798

GPO Box 5072, Sydney NSW 2001

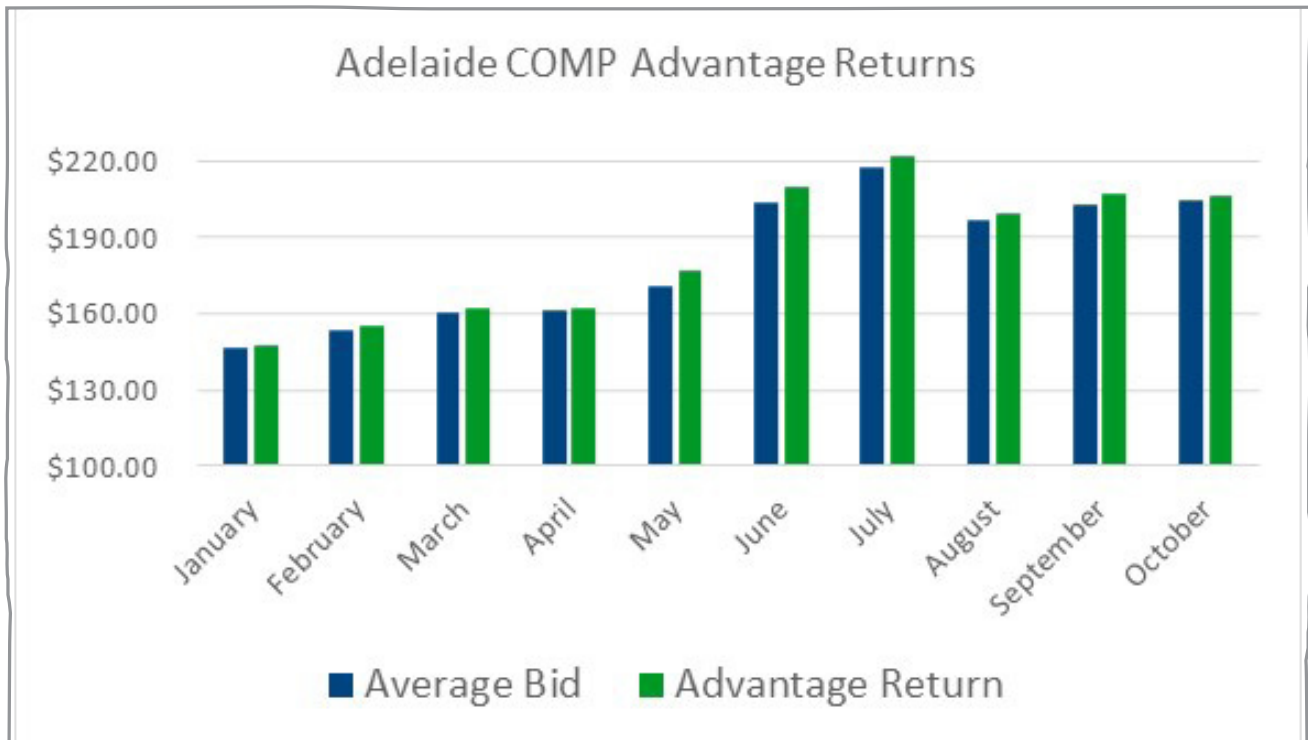
T: 1300 243 276

E: info@agfarm.com.au

# AGFARM ADVANTAGE RETURNS



advantage



Adelaide COMP Advantage Returns

Adelaide COMP	January	February	March	April	May	June	July	August	September	October
Harvest Price	\$150.00	\$150.00	\$150.00	\$150.00	\$150.00	\$150.00	\$150.00	\$150.00	\$150.00	\$150.00
Average Bid	\$146.55	\$153.65	\$160.67	\$161.60	\$171.01	\$203.43	\$217.98	\$196.65	\$203.30	\$204.50
Advantage Return	\$147.00	\$155.00	\$162.06	\$162.00	\$177.00	\$210.00	\$222.00	\$199.00	\$207.00	\$206.00
Admin Fee	\$5.00	\$5.00	\$5.00	\$5.00	\$5.00	\$5.00	\$5.00	\$5.00	\$5.00	\$5.00
Carry Cost	\$1.25	\$2.60	\$3.95	\$5.30	\$6.95	\$8.60	\$10.25	\$11.90	\$15.40	\$21.24

- Please note these graphs show the average daily price verse Agfarm's Advantage return on a gross track basis
- Storage charges are basis local bulk handler and are subject to change depending on the location of grain
- Results may vary depending on location, quality of grain, payment method, fees and charges.



Agfarm Pty Ltd

ABN: 29 001 575 798

GPO Box 5072, Sydney NSW 2001

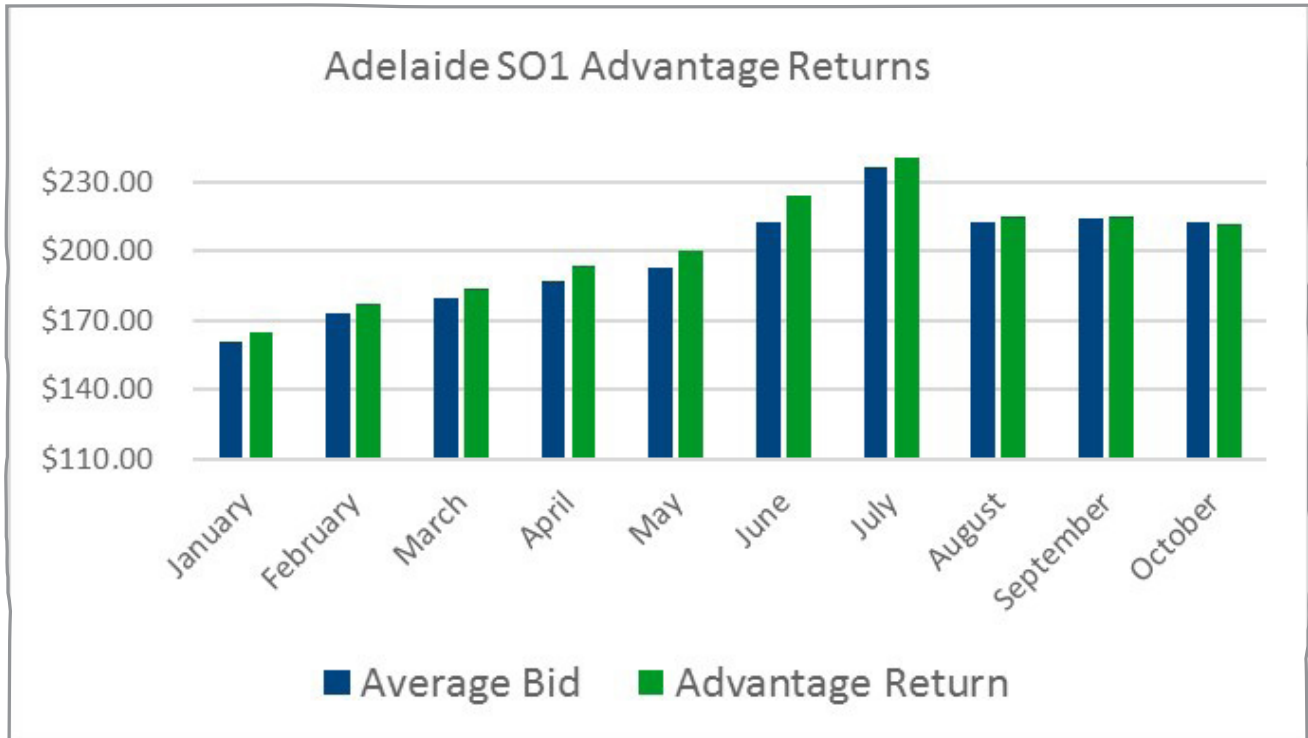
T: 1300 243 276

E: info@agfarm.com.au

# AGFARM ADVANTAGE RETURNS



advantage



Adelaide SO1 Advantage Returns

Adelaide SO1	January	February	March	April	May	June	July	August	September	October
Harvest Price	\$162.25	\$162.25	\$162.25	\$162.25	\$162.25	\$162.25	\$162.25	\$162.25	\$162.25	\$162.25
Average Bid	\$161.04	\$172.90	\$179.40	\$187.22	\$192.48	\$212.73	\$235.90	\$212.61	\$214.45	\$212.39
Advantage Return	\$165.00	\$177.00	\$183.47	\$194.00	\$200.00	\$224.00	\$240.00	\$215.00	\$215.00	\$212.00
Admin Fee	\$5.00	\$5.00	\$5.00	\$5.00	\$5.00	\$5.04	\$5.40	\$5.00	\$5.00	\$5.00
Carry Cost	\$1.25	\$2.60	\$3.95	\$5.30	\$6.95	\$8.60	\$10.25	\$11.90	\$15.40	\$21.24

- Please note these graphs show the average daily price verse Agfarm's Advantage return on a gross track basis
- Storage charges are basis local bulk handler and are subject to change depending on the location of grain
- Results may vary depending on location, quality of grain, payment method, fees and charges.



Agfarm Pty Ltd

ABN: 29 001 575 798

GPO Box 5072, Sydney NSW 2001

T: 1300 243 276

E: info@agfarm.com.au