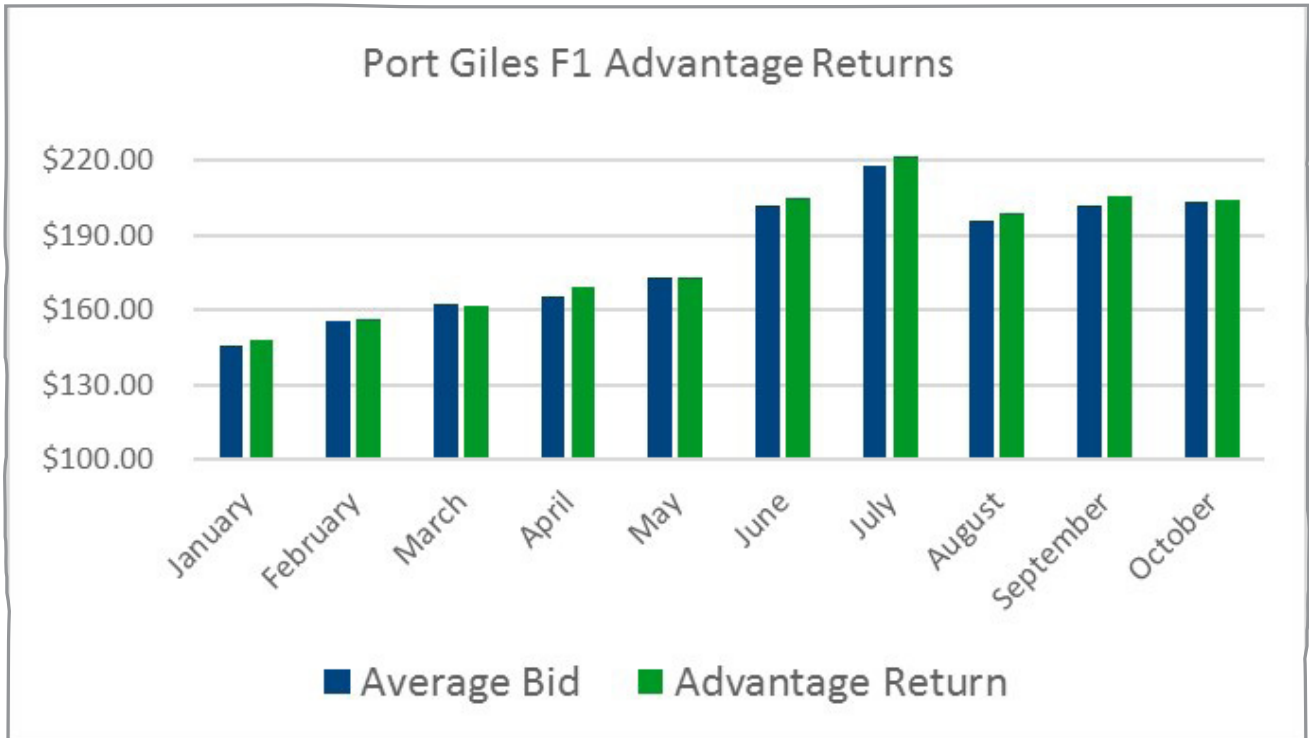


# AGFARM ADVANTAGE RETURNS



advantage



Port Giles F1 Advantage Returns

Port Giles F1	January	February	March	April	May	June	July	August	September	October
Harvest Price	\$145.75	\$145.75	\$145.75	\$145.75	\$145.75	\$145.75	\$145.75	\$145.75	\$145.75	\$145.75
Average Bid	\$145.35	\$155.38	\$162.58	\$165.82	\$173.21	\$202.14	\$217.80	\$196.18	\$201.68	\$203.33
Advantage Return	\$148.00	\$156.00	\$162.00	\$169.00	\$173.00	\$205.00	\$221.57	\$199.00	\$206.00	\$204.00
Admin Fee	\$5.00	\$5.00	\$5.00	\$5.00	\$5.00	\$5.00	\$5.00	\$5.00	\$5.00	\$5.00
Carry Cost	\$1.25	\$2.60	\$3.95	\$5.30	\$6.95	\$8.60	\$10.25	\$11.90	\$15.40	\$21.24

- Please note these graphs show the average daily price verse Agfarm's Advantage return on a gross track basis
- Storage charges are basis local bulk handler and are subject to change depending on the location of grain
- Results may vary depending on location, quality of grain, payment method, fees and charges.



Agfarm Pty Ltd

ABN: 29 001 575 798

GPO Box 5072, Sydney NSW 2001

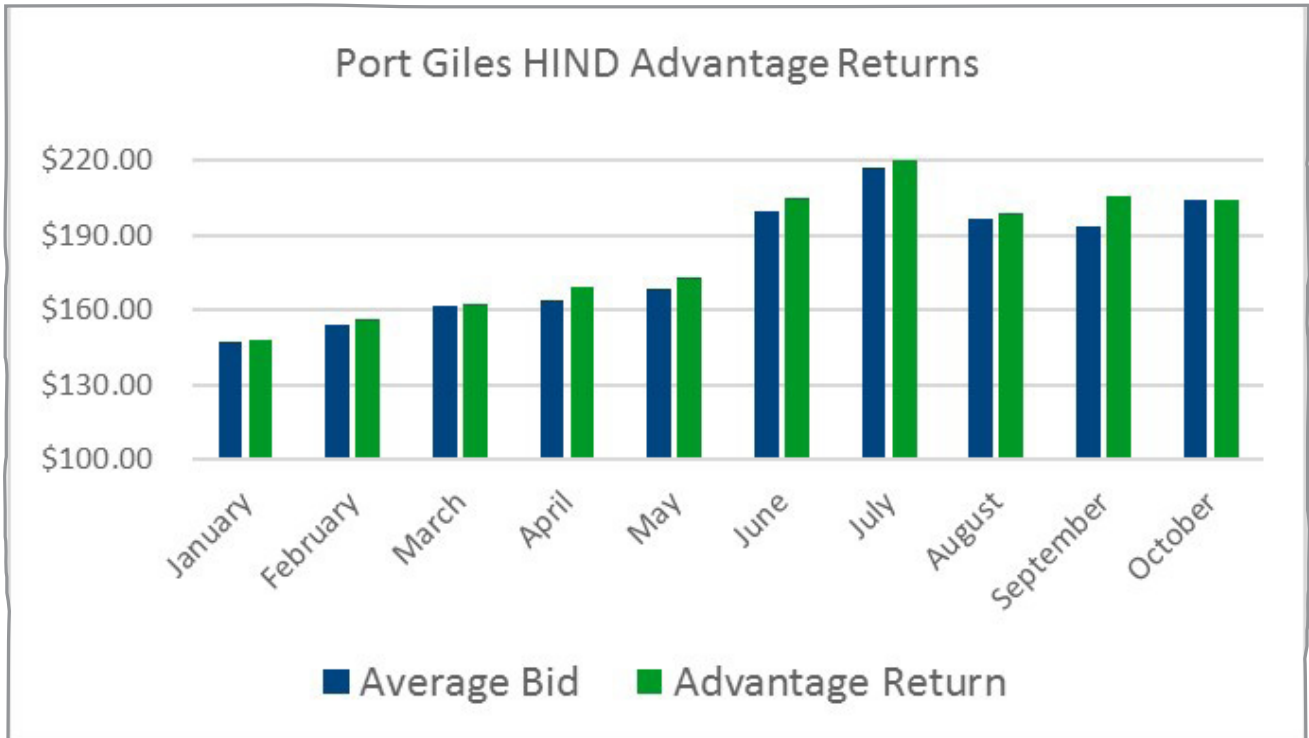
T: 1300 243 276

E: [info@agfarm.com.au](mailto:info@agfarm.com.au)

# AGFARM ADVANTAGE RETURNS



advantage



Port Giles HIND Advantage Returns

Port Giles HIND	January	February	March	April	May	June	July	August	September	October
Harvest Price	\$149.50	\$149.50	\$149.50	\$149.50	\$149.50	\$149.50	\$149.50	\$149.50	\$149.50	\$149.50
Average Bid	\$147.15	\$153.89	\$161.65	\$164.31	\$168.52	\$199.49	\$217.45	\$196.61	\$193.62	\$204.50
Advantage Return	\$148.00	\$156.00	\$162.14	\$169.00	\$173.00	\$205.00	\$220.09	\$199.00	\$206.00	\$204.00
Admin Fee	\$5.00	\$5.00	\$5.00	\$5.00	\$5.00	\$5.00	\$5.00	\$5.00	\$5.00	\$5.00
Carry Cost	\$1.25	\$2.60	\$3.95	\$5.30	\$6.95	\$8.60	\$10.25	\$11.90	\$15.40	\$21.24

- Please note these graphs show the average daily price verse Agfarm's Advantage return on a gross track basis
- Storage charges are basis local bulk handler and are subject to change depending on the location of grain
- Results may vary depending on location, quality of grain, payment method, fees and charges.



Agfarm Pty Ltd

ABN: 29 001 575 798

GPO Box 5072, Sydney NSW 2001

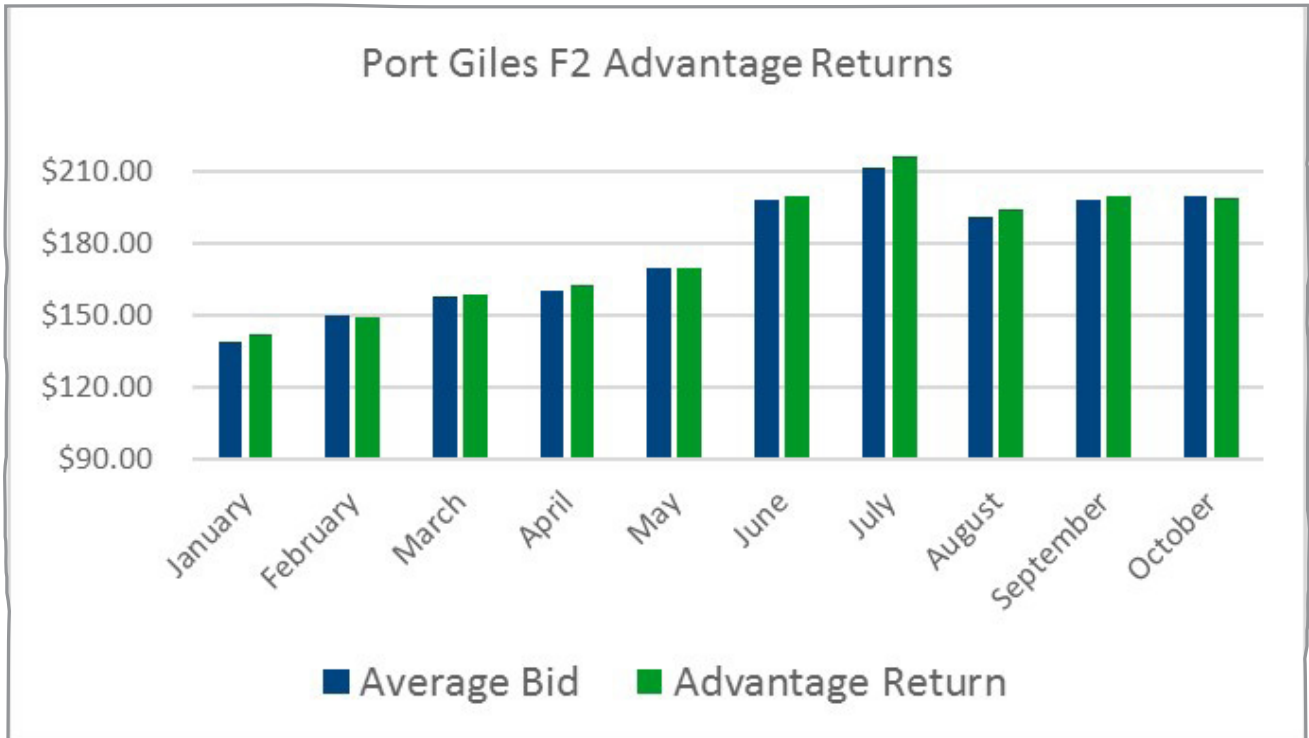
T: 1300 243 276

E: info@agfarm.com.au

# AGFARM ADVANTAGE RETURNS



advantage



Port Giles F2 Advantage Returns										
Port Giles F2	January	February	March	April	May	June	July	August	September	October
Harvest Price	\$138.00	\$138.00	\$138.00	\$138.00	\$138.00	\$138.00	\$138.00	\$138.00	\$138.00	\$138.00
Average Bid	\$138.89	\$150.25	\$158.13	\$160.62	\$169.48	\$198.26	\$211.95	\$191.40	\$198.53	\$199.98
Advantage Return	\$142.00	\$149.00	\$158.92	\$163.00	\$170.00	\$200.00	\$216.24	\$194.00	\$200.00	\$199.00
Admin Fee	\$5.00	\$5.00	\$5.00	\$5.00	\$5.00	\$5.00	\$5.00	\$5.00	\$5.00	\$5.00
Carry Cost	\$1.25	\$2.60	\$3.95	\$5.30	\$6.95	\$8.60	\$10.25	\$11.90	\$15.40	\$21.24

- Please note these graphs show the average daily price verse Agfarm's Advantage return on a gross track basis
- Storage charges are basis local bulk handler and are subject to change depending on the location of grain
- Results may vary depending on location, quality of grain, payment method, fees and charges.



Agfarm Pty Ltd

ABN: 29 001 575 798

GPO Box 5072, Sydney NSW 2001

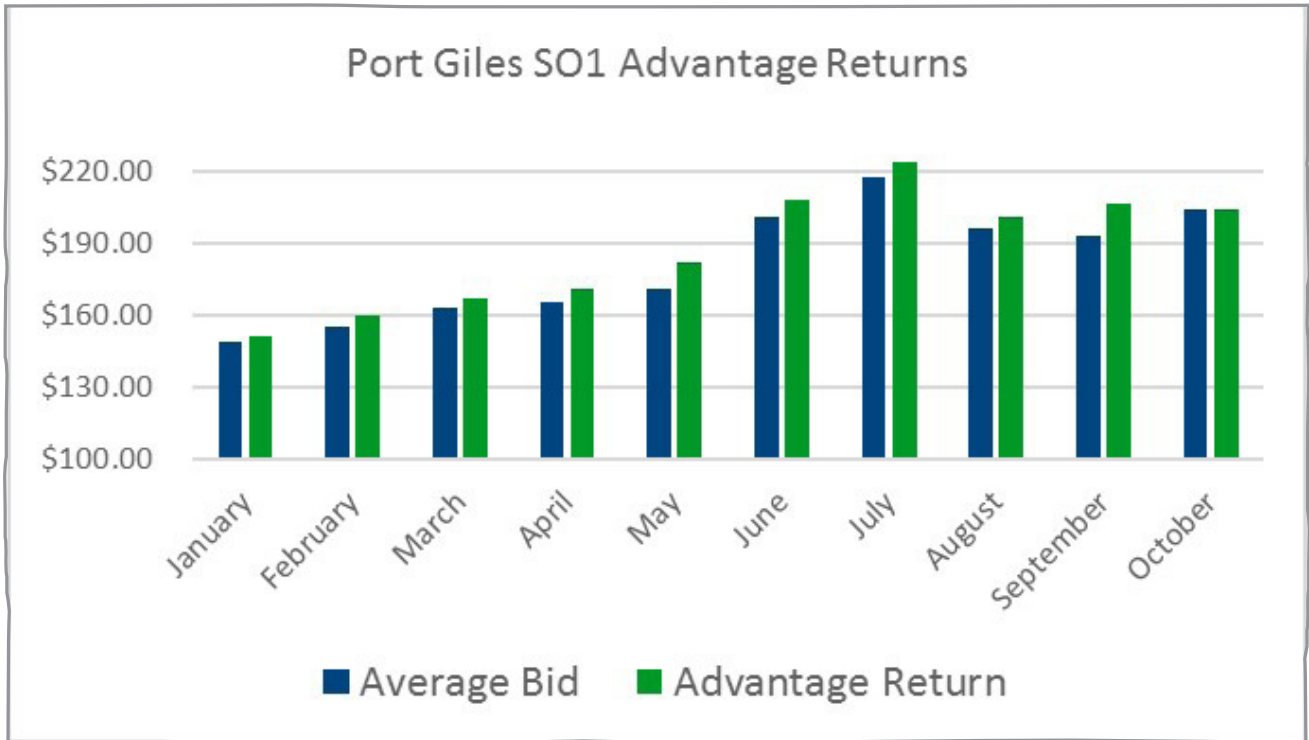
T: 1300 243 276

E: info@agfarm.com.au

# AGFARM ADVANTAGE RETURNS



advantage



Port Giles SO1 Advantage Returns

Port Giles SO1	January	February	March	April	May	June	July	August	September	October
Harvest Price	\$151.00	\$151.00	\$151.00	\$151.00	\$151.00	\$151.00	\$151.00	\$151.00	\$151.00	\$151.00
Average Bid	\$149.09	\$155.58	\$163.17	\$165.59	\$170.89	\$201.26	\$217.79	\$196.65	\$193.62	\$204.50
Advantage Return	\$151.00	\$160.00	\$167.15	\$171.00	\$182.00	\$208.00	\$224.40	\$201.00	\$207.00	\$204.00
Admin Fee	\$5.00	\$5.00	\$5.00	\$5.00	\$5.00	\$5.00	\$5.05	\$5.00	\$5.00	\$5.00
Carry Cost	\$1.25	\$2.60	\$3.95	\$5.30	\$6.95	\$8.60	\$10.25	\$11.90	\$15.40	\$21.24

- Please note these graphs show the average daily price verse Agfarm's Advantage return on a gross track basis
- Storage charges are basis local bulk handler and are subject to change depending on the location of grain
- Results may vary depending on location, quality of grain, payment method, fees and charges.



Agfarm Pty Ltd

ABN: 29 001 575 798

GPO Box 5072, Sydney NSW 2001

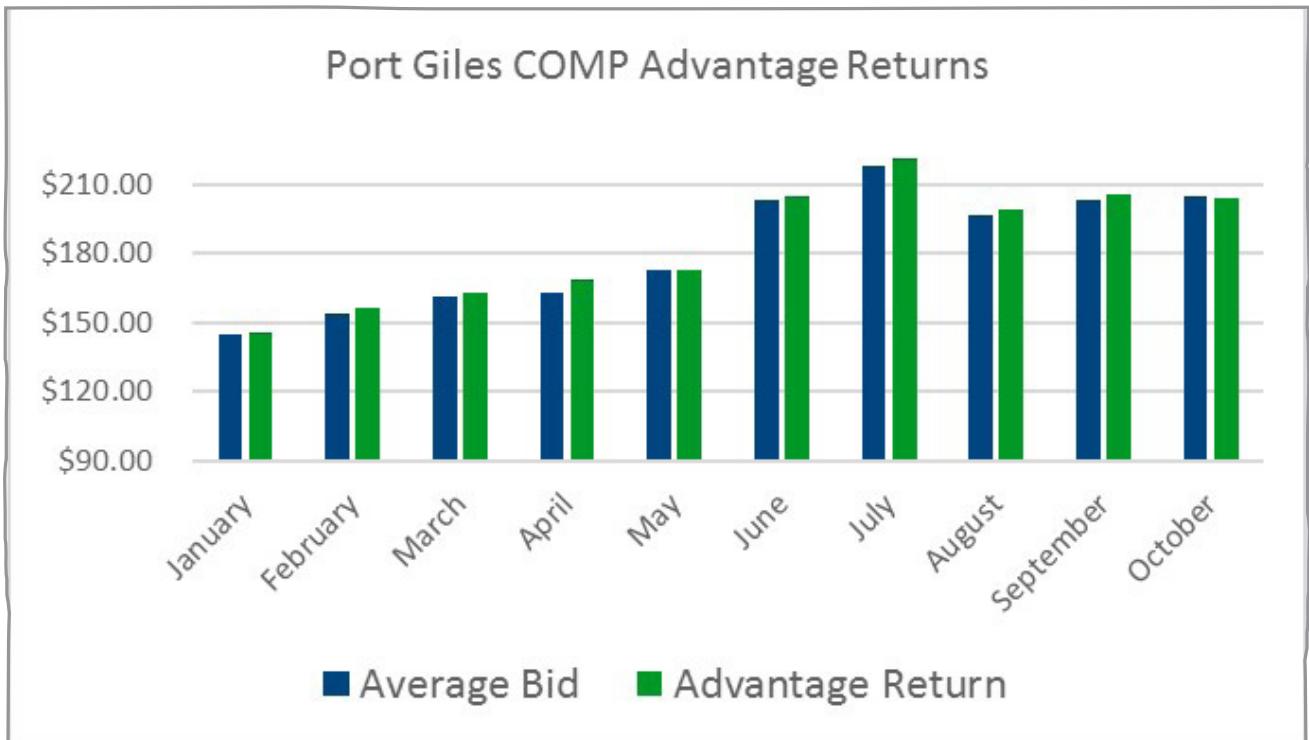
T: 1300 243 276

E: info@agfarm.com.au

# AGFARM ADVANTAGE RETURNS



advantage



Port Giles COMP Advantage Returns

Port Giles COMP	January	February	March	April	May	June	July	August	September	October
Harvest Price	\$145.00	\$145.00	\$145.00	\$145.00	\$145.00	\$145.00	\$145.00	\$145.00	\$145.00	\$145.00
Average Bid	\$144.85	\$153.69	\$161.33	\$163.15	\$172.43	\$203.43	\$217.98	\$196.65	\$203.30	\$204.50
Advantage Return	\$146.00	\$156.00	\$163.00	\$169.00	\$173.00	\$205.00	\$220.88	\$199.00	\$206.00	\$204.00
Admin Fee	\$5.00	\$5.00	\$5.00	\$5.00	\$5.00	\$5.00	\$5.00	\$5.00	\$5.00	\$5.00
Carry Cost	\$1.25	\$2.60	\$3.95	\$5.30	\$6.95	\$8.60	\$10.25	\$11.90	\$15.40	\$21.24

- Please note these graphs show the average daily price verse Agfarm’s Advantage return on a gross track basis
- Storage charges are basis local bulk handler and are subject to change depending on the location of grain
- Results may vary depending on location, quality of grain, payment method, fees and charges.



Agfarm Pty Ltd

ABN: 29 001 575 798

GPO Box 5072, Sydney NSW 2001

T: 1300 243 276

E: info@agfarm.com.au