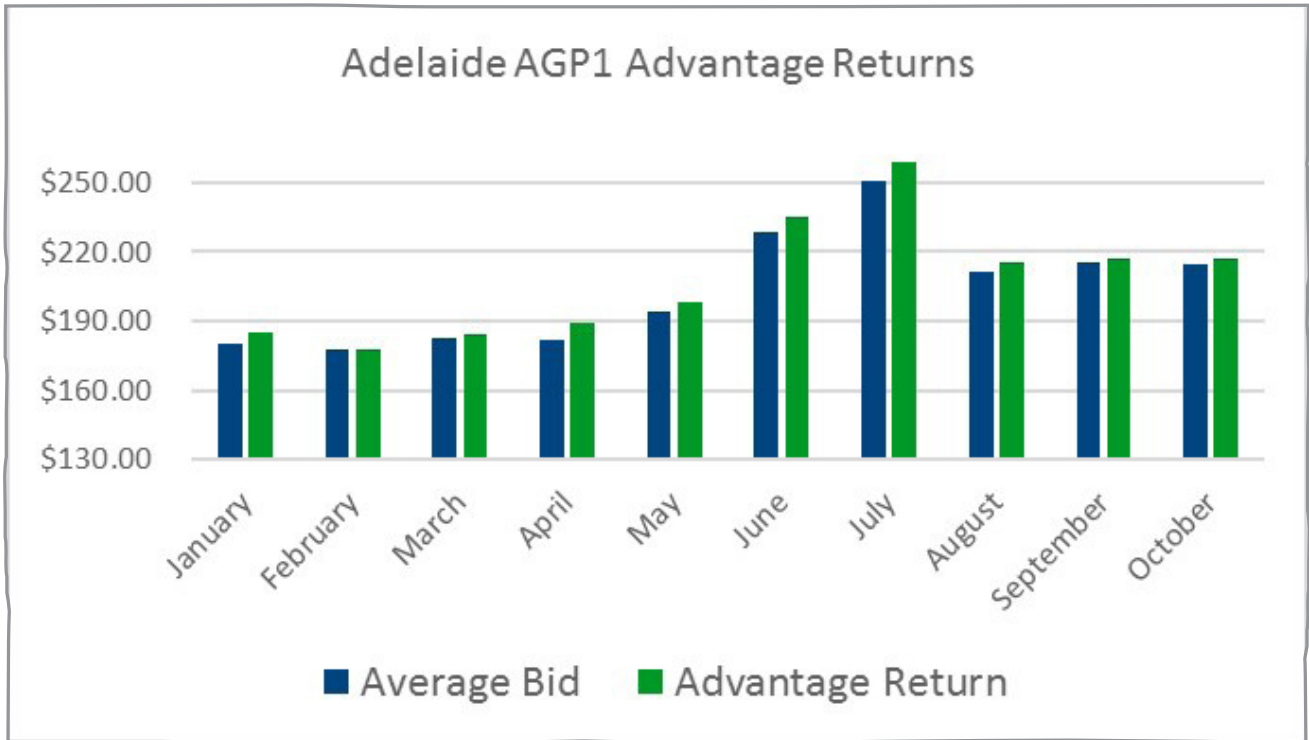


AGFARM ADVANTAGE RETURNS



advantage



Agfarm Advantage Returns Adelaide AGP1

Adelaide AGP1	January	February	March	April	May	June	July	August	September	October
Harvest Price	\$184.00	\$184.00	\$184.00	\$184.00	\$184.00	\$184.00	\$184.00	\$184.00	\$184.00	\$184.00
Average Bid	\$180.52	\$177.52	\$182.40	\$181.61	\$193.85	\$228.24	\$250.72	\$211.51	\$215.34	\$215.05
Advantage Return	\$185.00	\$178.00	\$184.22	\$189.00	\$198.00	\$235.00	\$259.00	\$215.20	\$217.00	\$217.00
Admin Fee	\$5.00	\$5.00	\$5.00	\$5.00	\$5.00	\$5.29	\$5.83	\$5.00	\$5.00	\$5.00
Carry Cost	\$1.25	\$2.60	\$3.95	\$5.30	\$6.95	\$9.54	\$10.25	\$11.90	\$15.40	\$21.24

- Please note these graphs show the average daily price verse Agfarm's Advantage return on a gross track basis
- Storage charges are basis local bulk handler and are subject to change depending on the location of grain
- Results may vary depending on location, quality of grain, payment method, fees and charges.



Agfarm Pty Ltd

ABN: 29 001 575 798

GPO Box 5072, Sydney NSW 2001

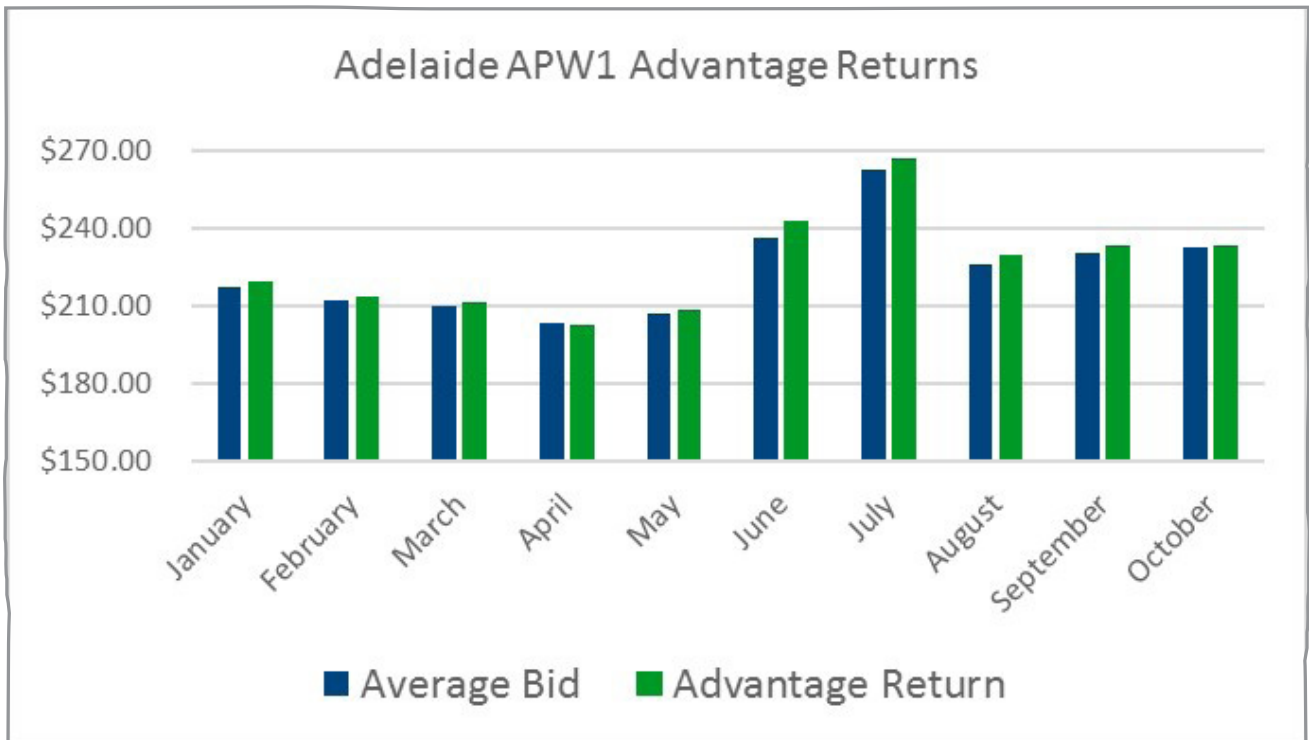
T: 1300 243 276

E: info@agfarm.com.au

AGFARM ADVANTAGE RETURNS



advantage



Agfarm Advantage Returns Adelaide APW1

Adelaide APW1	January	February	March	April	May	June	July	August	September	October
Harvest Price	\$213.20	\$213.20	\$213.20	\$213.20	\$213.20	\$213.20	\$213.20	\$213.20	\$213.20	\$213.20
Average Bid	\$217.33	\$212.08	\$210.52	\$203.24	\$207.35	\$236.51	\$262.75	\$226.52	\$230.98	\$233.17
Advantage Return	\$220.00	\$214.00	\$211.78	\$203.00	\$209.00	\$243.00	\$267.00	\$230.00	\$234.00	\$234.00
Admin Fee	\$5.00	\$5.00	\$5.00	\$5.00	\$5.00	\$5.47	\$6.01	\$5.18	\$5.27	\$5.27
Carry Cost	\$1.25	\$2.60	\$3.95	\$5.30	\$6.95	\$9.54	\$10.25	\$11.90	\$15.40	\$21.24

- Please note these graphs show the average daily price verse Agfarm's Advantage return on a gross track basis
- Storage charges are basis local bulk handler and are subject to change depending on the location of grain
- Results may vary depending on location, quality of grain, payment method, fees and charges.



Agfarm Pty Ltd

ABN: 29 001 575 798

GPO Box 5072, Sydney NSW 2001

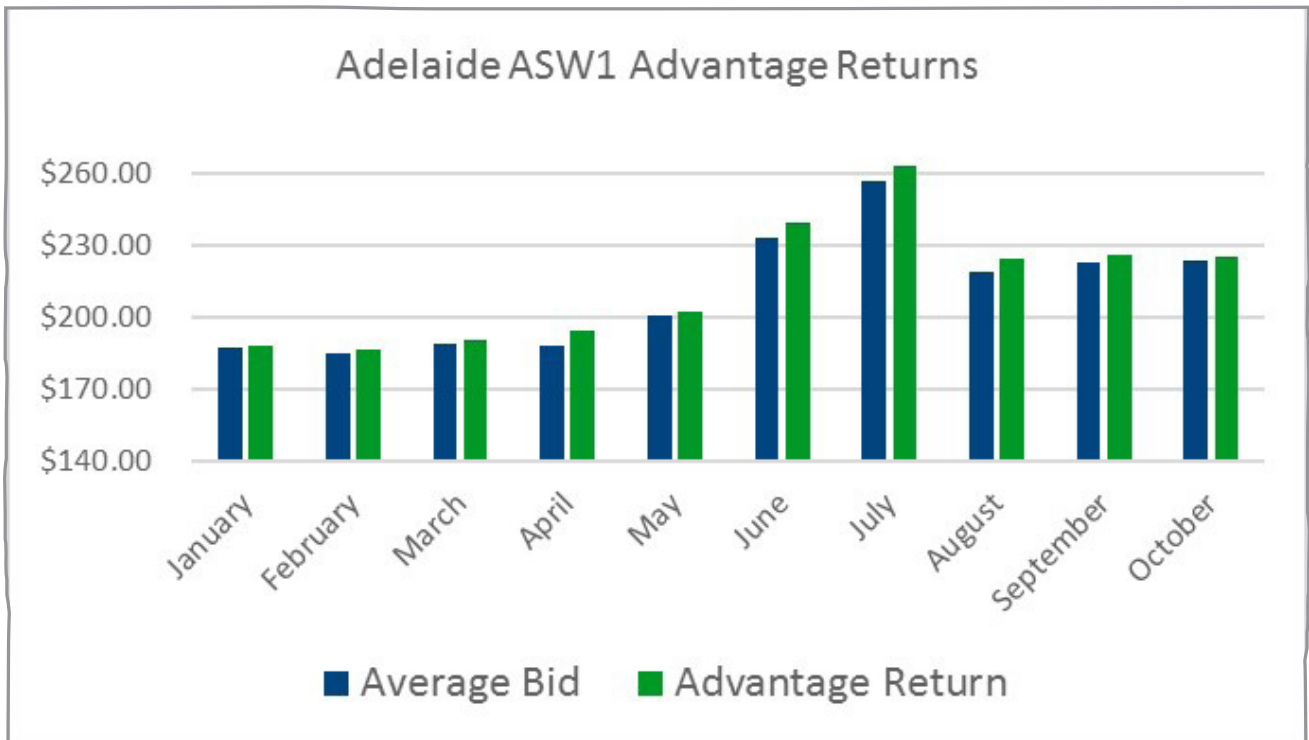
T: 1300 243 276

E: info@agfarm.com.au

AGFARM ADVANTAGE RETURNS



advantage



Agfarm Advantage Returns Adelaide ASW1

Adelaide ASW1	January	February	March	April	May	June	July	August	September	October
Harvest Price	\$190.40	\$190.40	\$190.40	\$190.40	\$190.40	\$190.40	\$190.40	\$190.40	\$190.40	\$190.40
Average Bid	\$187.02	\$185.09	\$188.75	\$188.29	\$200.27	\$232.76	\$257.18	\$218.61	\$222.93	\$223.53
Advantage Return	\$188.00	\$186.00	\$190.27	\$194.00	\$202.50	\$239.00	\$263.00	\$224.02	\$226.00	\$225.00
Admin Fee	\$5.00	\$5.00	\$5.00	\$5.00	\$5.00	\$5.38	\$5.92	\$5.04	\$5.08	\$5.06
Carry Cost	\$1.25	\$2.60	\$3.95	\$5.30	\$6.95	\$9.54	\$10.25	\$11.90	\$15.40	\$21.24

- Please note these graphs show the average daily price verse Agfarm's Advantage return on a gross track basis
- Storage charges are basis local bulk handler and are subject to change depending on the location of grain
- Results may vary depending on location, quality of grain, payment method, fees and charges.



Agfarm Pty Ltd

ABN: 29 001 575 798

GPO Box 5072, Sydney NSW 2001

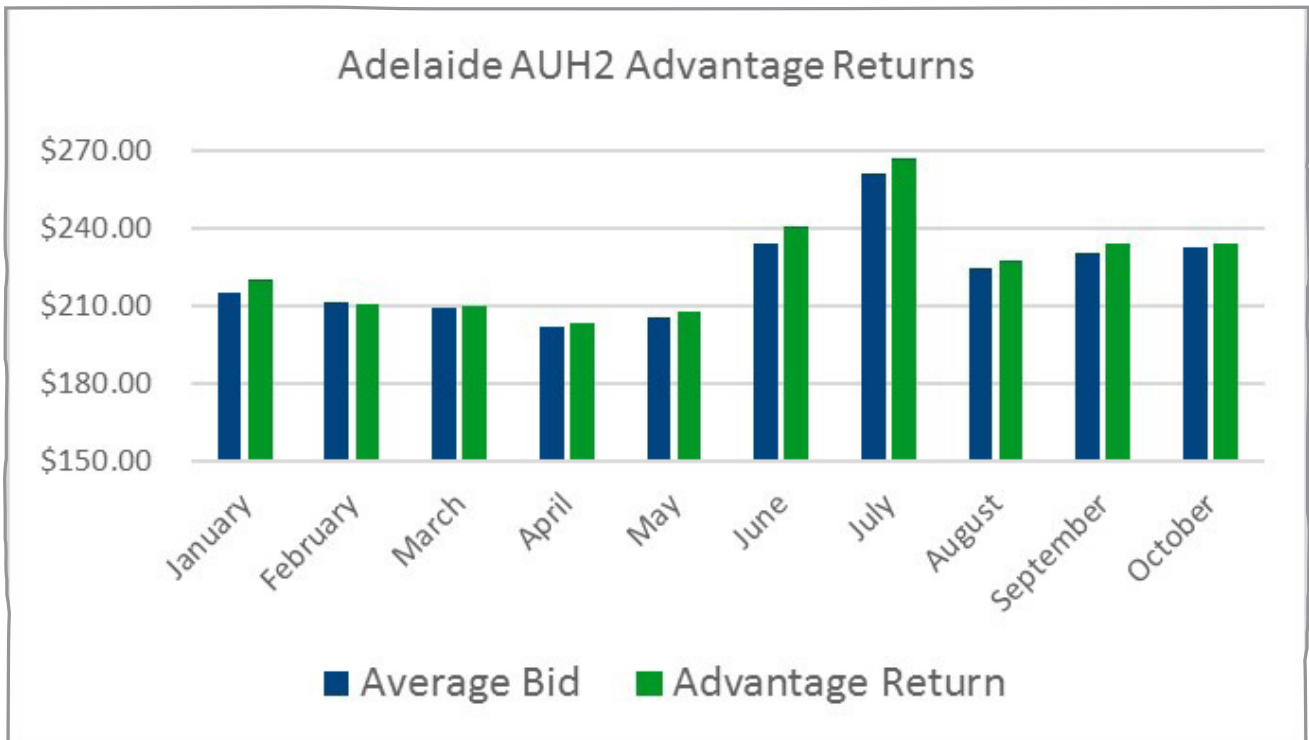
T: 1300 243 276

E: info@agfarm.com.au

AGFARM ADVANTAGE RETURNS



advantage



Agfarm Advantage Returns Adelaide AUH2

Adelaide AUH2	January	February	March	April	May	June	July	August	September	October
Harvest Price	\$212.20	\$212.20	\$212.20	\$212.20	\$212.20	\$212.20	\$212.20	\$212.20	\$212.20	\$212.20
Average Bid	\$215.11	\$211.18	\$209.18	\$201.52	\$205.78	\$234.38	\$260.87	\$224.69	\$230.37	\$232.36
Advantage Return	\$220.00	\$211.00	\$209.65	\$203.00	\$208.00	\$241.00	\$267.00	\$227.24	\$234.00	\$234.00
Admin Fee	\$5.00	\$5.00	\$5.00	\$5.00	\$5.00	\$5.42	\$6.01	\$5.11	\$5.27	\$5.27
Carry Cost	\$1.25	\$2.60	\$3.95	\$5.30	\$6.95	\$9.54	\$10.25	\$11.90	\$15.40	\$21.24

- Please note these graphs show the average daily price verse Agfarm's Advantage return on a gross track basis
- Storage charges are basis local bulk handler and are subject to change depending on the location of grain
- Results may vary depending on location, quality of grain, payment method, fees and charges.



Agfarm Pty Ltd

ABN: 29 001 575 798

GPO Box 5072, Sydney NSW 2001

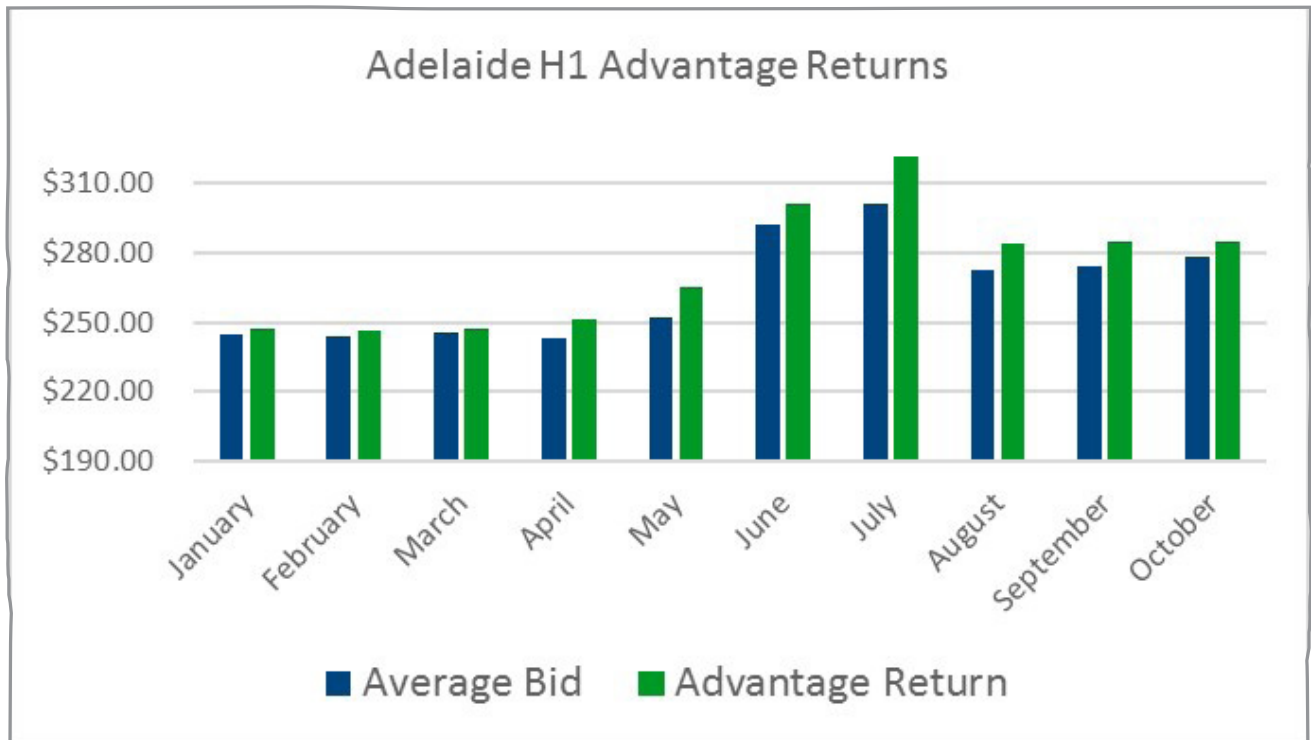
T: 1300 243 276

E: info@agfarm.com.au

AGFARM ADVANTAGE RETURNS



advantage



Agfarm Advantage Returns Adelaide H1

Adelaide H1	January	February	March	April	May	June	July	August	September	October
Harvest Price	\$242.40	\$242.40	\$242.40	\$242.40	\$242.40	\$242.40	\$242.40	\$242.40	\$242.40	\$242.40
Average Bid	\$244.44	\$243.50	\$245.12	\$243.22	\$252.30	\$291.91	\$301.67	\$273.00	\$274.47	\$278.64
Advantage Return	\$247.00	\$246.00	\$246.97	\$251.00	\$265.00	\$301.00	\$322.00	\$284.30	\$285.00	\$285.00
Admin Fee	\$5.56	\$5.54	\$5.56	\$5.65	\$5.96	\$6.77	\$7.25	\$6.40	\$6.41	\$6.41
Carry Cost	\$1.25	\$2.60	\$3.95	\$5.30	\$6.95	\$9.54	\$10.25	\$11.90	\$15.40	\$21.24

- Please note these graphs show the average daily price verse Agfarm’s Advantage return on a gross track basis
- Storage charges are basis local bulk handler and are subject to change depending on the location of grain
- Results may vary depending on location, quality of grain, payment method, fees and charges.



Agfarm Pty Ltd

ABN: 29 001 575 798

GPO Box 5072, Sydney NSW 2001

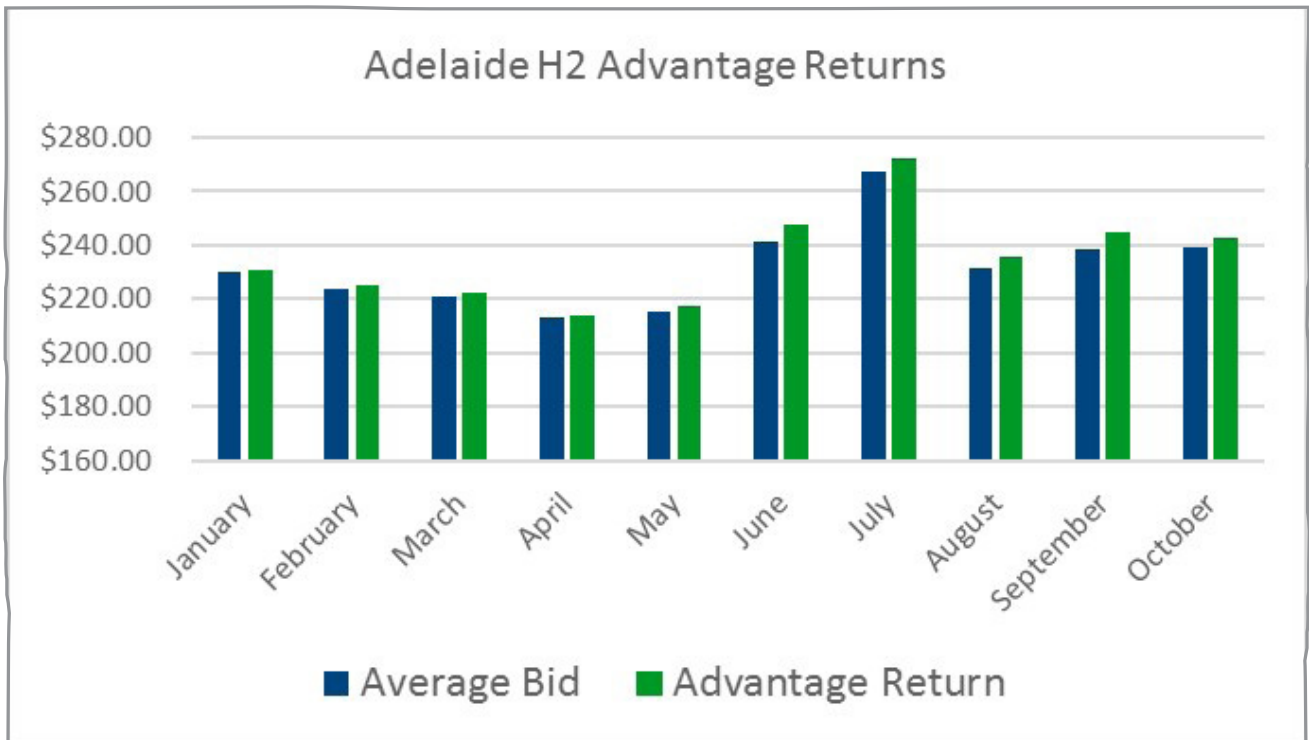
T: 1300 243 276

E: info@agfarm.com.au

AGFARM ADVANTAGE RETURNS



advantage



Agfarm Advantage Returns Adelaide H2

Adelaide H2	January	February	March	April	May	June	July	August	September	October
Harvest Price	\$229.40	\$229.40	\$229.40	\$229.40	\$229.40	\$229.40	\$229.40	\$229.40	\$229.40	\$229.40
Average Bid	\$230.06	\$223.78	\$221.21	\$212.96	\$215.43	\$241.33	\$267.17	\$231.39	\$238.51	\$239.36
Advantage Return	\$231.00	\$225.00	\$222.11	\$214.00	\$217.50	\$248.00	\$272.00	\$235.51	\$245.00	\$243.00
Admin Fee	\$5.20	\$5.06	\$5.00	\$5.00	\$5.00	\$5.58	\$6.12	\$5.30	\$5.51	\$5.47
Carry Cost	\$1.25	\$2.60	\$3.95	\$5.30	\$6.95	\$9.54	\$10.25	\$11.90	\$15.40	\$21.24

- Please note these graphs show the average daily price verse Agfarm’s Advantage return on a gross track basis
- Storage charges are basis local bulk handler and are subject to change depending on the location of grain
- Results may vary depending on location, quality of grain, payment method, fees and charges.



Agfarm Pty Ltd

ABN: 29 001 575 798

GPO Box 5072, Sydney NSW 2001

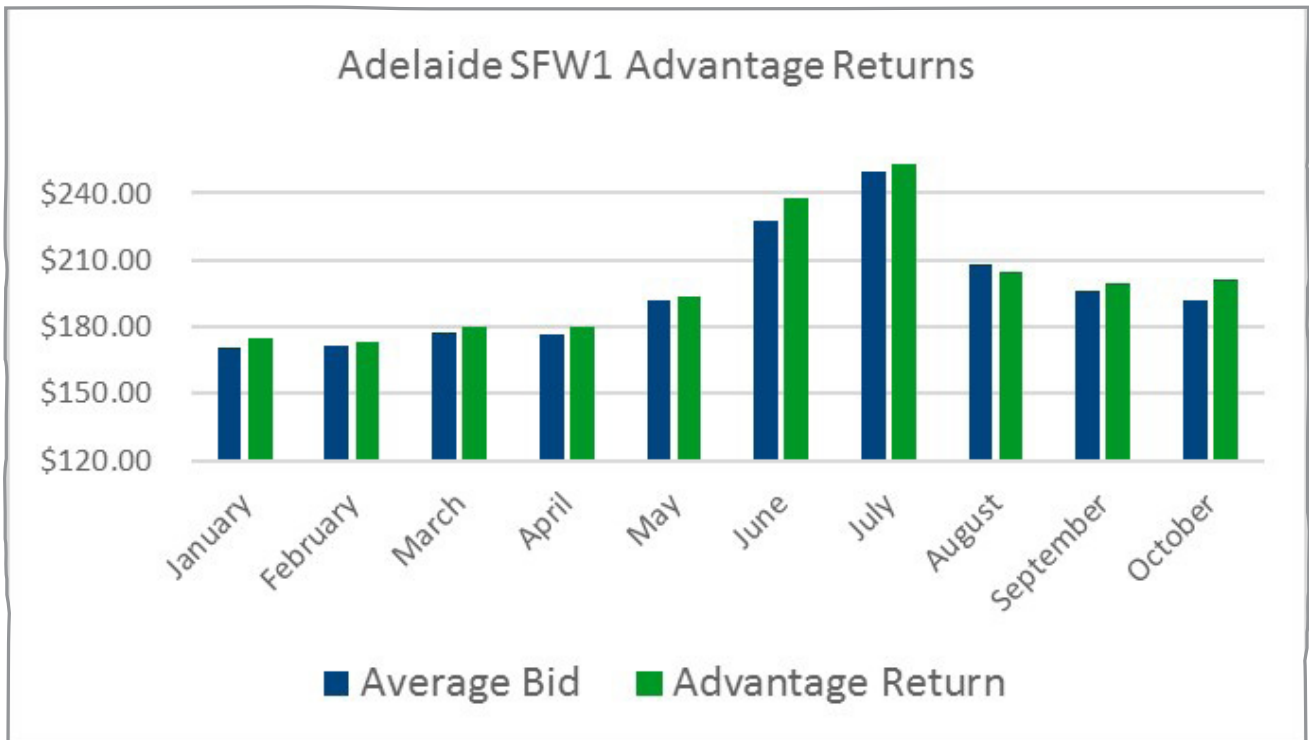
T: 1300 243 276

E: info@agfarm.com.au

AGFARM ADVANTAGE RETURNS



advantage



Agfarm Advantage Returns Adelaide SFW1

Adelaide SFW1	January	February	March	April	May	June	July	August	September	October
Harvest Price	\$171.00	\$171.00	\$171.00	\$171.00	\$171.00	\$171.00	\$171.00	\$171.00	\$171.00	\$171.00
Average Bid	\$170.73	\$171.38	\$177.88	\$176.45	\$191.72	\$227.33	\$249.60	\$207.88	\$196.29	\$192.31
Advantage Return	\$175.00	\$173.00	\$180.47	\$180.00	\$194.00	\$238.00	\$253.00	\$204.36	\$200.00	\$201.00
Admin Fee	\$5.00	\$5.00	\$5.00	\$5.00	\$5.00	\$5.36	\$5.69	\$5.00	\$5.00	\$5.00
Carry Cost	\$1.25	\$2.60	\$3.95	\$5.30	\$6.95	\$9.54	\$10.25	\$11.90	\$15.40	\$21.24

- Please note these graphs show the average daily price verse Agfarm's Advantage return on a gross track basis
- Storage charges are basis local bulk handler and are subject to change depending on the location of grain
- Results may vary depending on location, quality of grain, payment method, fees and charges.



Agfarm Pty Ltd

ABN: 29 001 575 798

GPO Box 5072, Sydney NSW 2001

T: 1300 243 276

E: info@agfarm.com.au