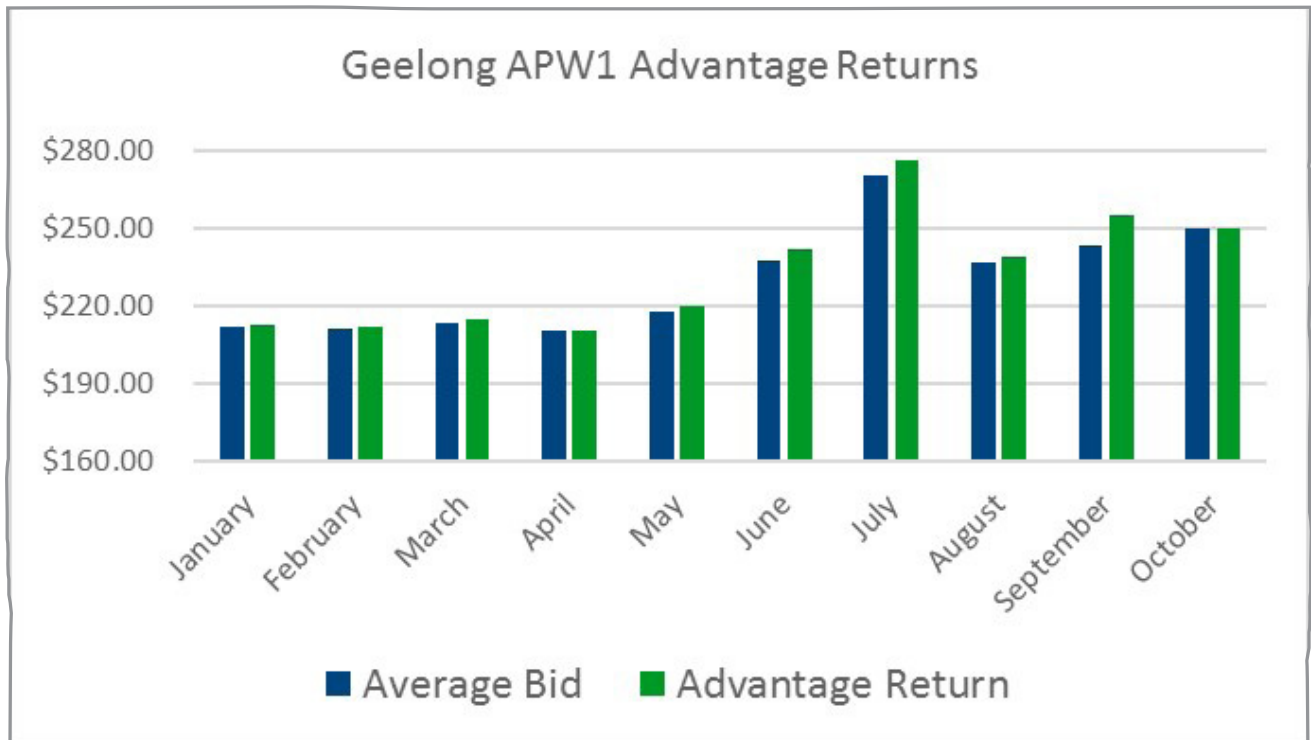


AGFARM ADVANTAGE RETURNS



advantage



Agfarm Advantage Returns Geelong APW1

Geelong APW1	January	February	March	April	May	June	July	August	September	October
Harvest Price	\$214.50	\$214.50	\$214.50	\$214.50	\$214.50	\$214.50	\$214.50	\$214.50	\$214.50	\$214.50
Average Bid	\$212.35	\$211.09	\$213.74	\$210.81	\$217.70	\$237.64	\$270.54	\$237.41	\$243.37	\$250.29
Advantage Return	\$213.00	\$212.00	\$214.74	\$211.00	\$220.00	\$241.87	\$276.50	\$239.00	\$255.00	\$250.00
Admin Fee	\$5.00	\$5.00	\$5.00	\$5.00	\$5.00	\$5.44	\$6.22	\$5.38	\$5.74	\$5.63
Carry Cost	\$1.59	\$3.18	\$4.77	\$6.36	\$7.95	\$9.54	\$11.13	\$12.72	\$14.33	\$16.94

- Please note these graphs show the average daily price verse Agfarm's Advantage return on a gross track basis
- Storage charges are basis local bulk handler and are subject to change depending on the location of grain
- Results may vary depending on location, quality of grain, payment method, fees and charges.



Agfarm Pty Ltd

ABN: 29 001 575 798

GPO Box 5072, Sydney NSW 2001

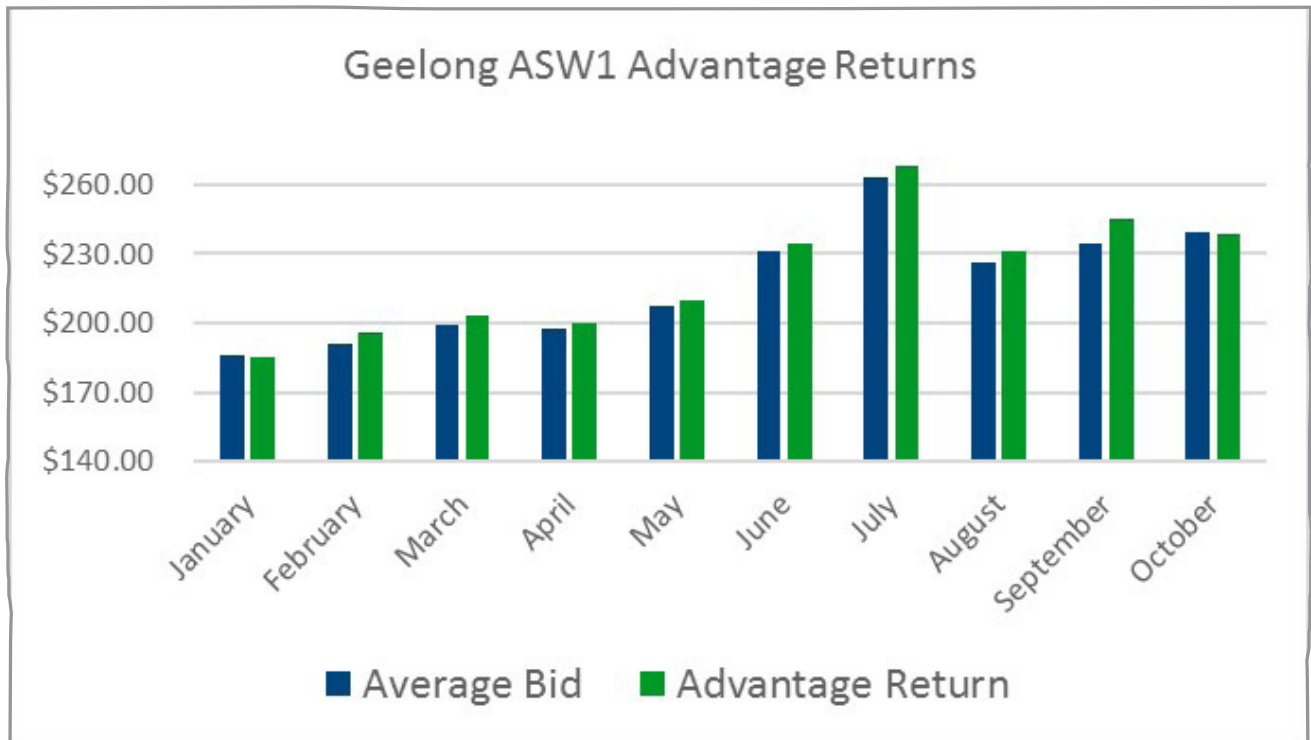
T: 1300 243 276

E: info@agfarm.com.au

AGFARM ADVANTAGE RETURNS



advantage



Agfarm Advantage Returns Geelong ASW1

Geelong ASW1	January	February	March	April	May	June	July	August	September	October
Harvest Price	\$190.00	\$190.00	\$190.00	\$190.00	\$190.00	\$190.00	\$190.00	\$190.00	\$190.00	\$190.00
Average Bid	\$185.69	\$191.18	\$199.48	\$197.82	\$207.08	\$231.16	\$263.18	\$226.53	\$234.67	\$239.70
Advantage Return	\$185.00	\$196.00	\$203.00	\$200.00	\$210.00	\$234.76	\$268.00	\$231.00	\$245.00	\$239.00
Admin Fee	\$5.00	\$5.00	\$5.00	\$5.00	\$5.00	\$5.28	\$6.03	\$5.20	\$5.51	\$5.38
Carry Cost	\$1.59	\$3.18	\$4.77	\$6.36	\$7.95	\$9.54	\$11.13	\$12.72	\$14.33	\$16.94

- Please note these graphs show the average daily price verse Agfarm's Advantage return on a gross track basis
- Storage charges are basis local bulk handler and are subject to change depending on the location of grain
- Results may vary depending on location, quality of grain, payment method, fees and charges.



Agfarm Pty Ltd

ABN: 29 001 575 798

GPO Box 5072, Sydney NSW 2001

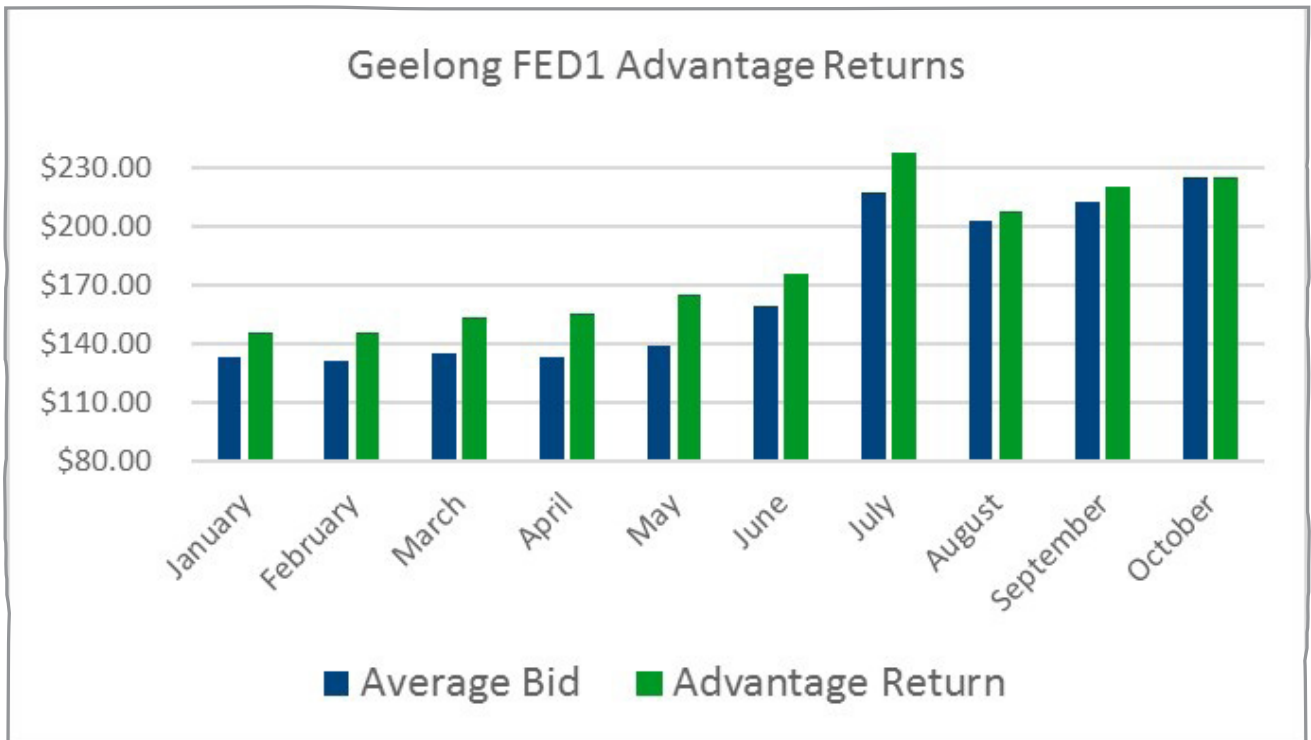
T: 1300 243 276

E: info@agfarm.com.au

AGFARM ADVANTAGE RETURNS



advantage



Agfarm Advantage Returns Geelong FED1

Geelong FED1	January	February	March	April	May	June	July	August	September	October
Harvest Price	\$133.67	\$133.67	\$133.67	\$133.67	\$133.67	\$133.67	\$133.67	\$133.67	\$133.67	\$133.67
Average Bid	\$132.75	\$130.92	\$134.91	\$133.06	\$138.84	\$158.54	\$216.66	\$202.01	\$211.78	\$225.00
Advantage Return	\$145.00	\$145.00	\$152.99	\$155.00	\$165.00	\$175.00	\$237.00	\$207.50	\$220.00	\$225.00
Admin Fee	\$5.00	\$5.00	\$5.00	\$5.00	\$5.00	\$5.00	\$5.33	\$5.00	\$5.00	\$5.06
Carry Cost	\$1.59	\$3.18	\$4.77	\$6.36	\$7.95	\$9.54	\$11.13	\$12.72	\$14.33	\$16.94

- Please note these graphs show the average daily price verse Agfarm's Advantage return on a gross track basis
- Storage charges are basis local bulk handler and are subject to change depending on the location of grain
- Results may vary depending on location, quality of grain, payment method, fees and charges.



Agfarm Pty Ltd

ABN: 29 001 575 798

GPO Box 5072, Sydney NSW 2001

T: 1300 243 276

E: info@agfarm.com.au