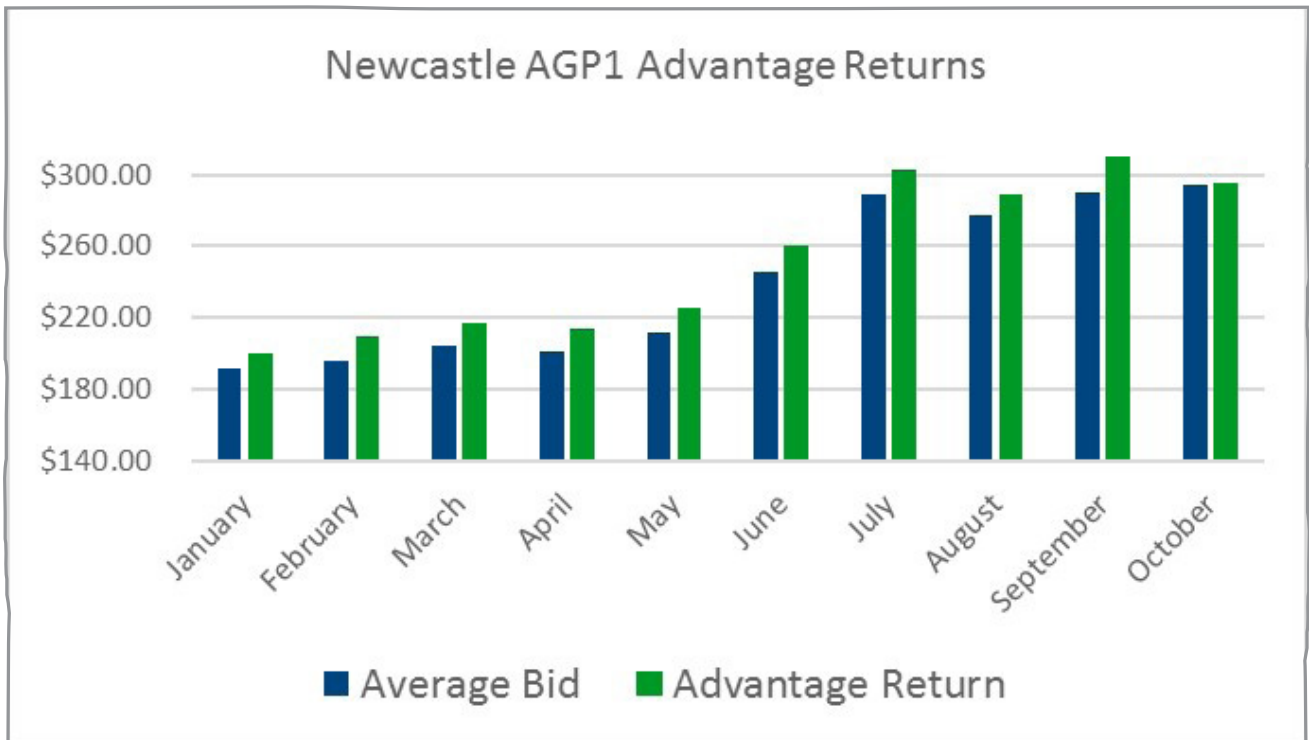


AGFARM ADVANTAGE RETURNS



advantage



Agfarm Advantage Returns Newcastle AGP1

Newcastle AGP1	January	February	March	April	May	June	July	August	September	October
Harvest Price	\$190.80	\$190.80	\$190.80	\$190.80	\$190.80	\$190.80	\$190.80	\$190.80	\$190.80	\$190.80
Average Bid	\$191.83	\$195.86	\$204.67	\$201.54	\$211.88	\$245.34	\$288.79	\$277.69	\$290.01	\$293.91
Advantage Return	\$200.00	\$210.00	\$217.65	\$214.00	\$225.38	\$260.00	\$303.00	\$289.00	\$310.00	\$295.00
Admin Fee	\$5.00	\$5.00	\$5.00	\$5.00	\$5.07	\$5.85	\$6.82	\$6.50	\$6.98	\$6.64
Carry Cost	\$1.59	\$3.18	\$4.77	\$6.36	\$7.95	\$9.54	\$11.13	\$12.72	\$14.33	\$16.94

- Please note these graphs show the average daily price verse Agfarm's Advantage return on a gross track basis
- Storage charges are basis local bulk handler and are subject to change depending on the location of grain
- Results may vary depending on location, quality of grain, payment method, fees and charges.



Agfarm Pty Ltd

ABN: 29 001 575 798

GPO Box 5072, Sydney NSW 2001

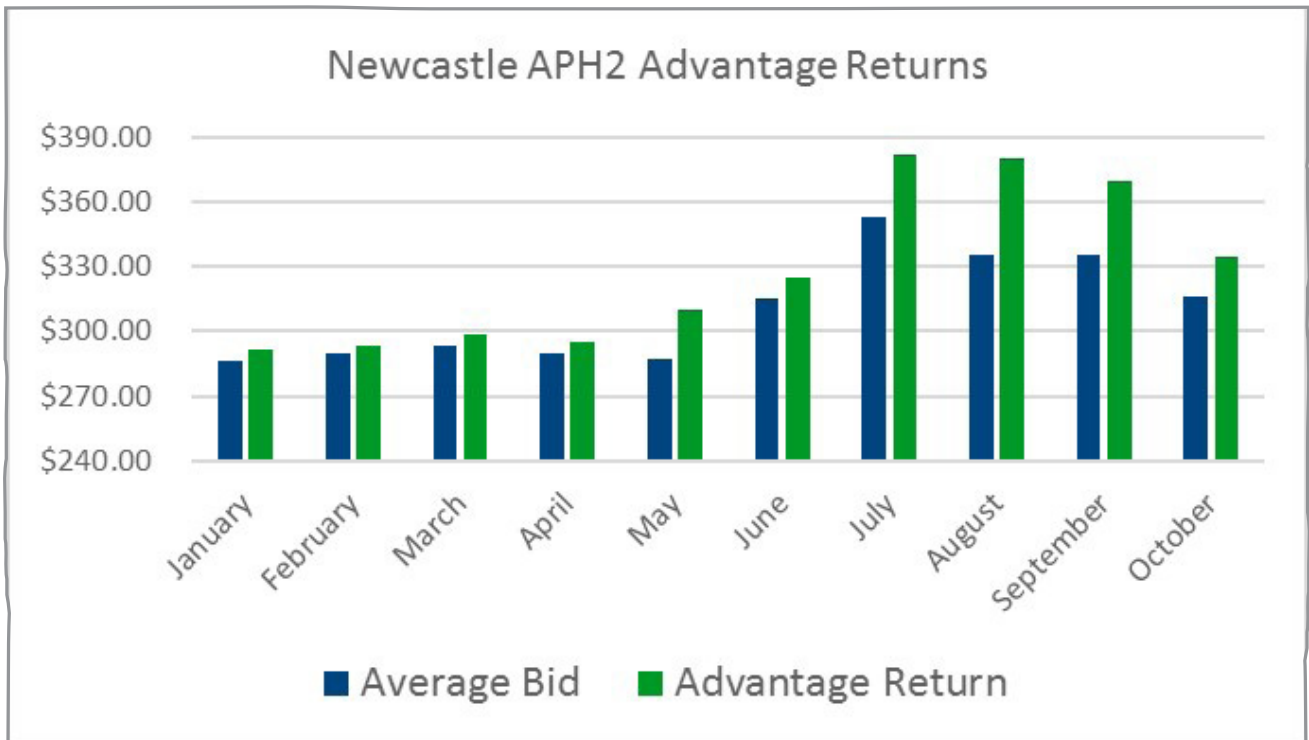
T: 1300 243 276

E: info@agfarm.com.au

AGFARM ADVANTAGE RETURNS



advantage



Agfarm Advantage Returns Newcastle APH2

Newcastle APH2	January	February	March	April	May	June	July	August	September	October
Harvest Price	\$279.33	\$279.33	\$279.33	\$279.33	\$279.33	\$279.33	\$279.33	\$279.33	\$279.33	\$279.33
Average Bid	\$286.67	\$289.55	\$293.64	\$290.20	\$287.43	\$315.52	\$352.90	\$335.33	\$335.56	\$315.83
Advantage Return	\$292.00	\$293.00	\$298.65	\$295.00	\$310.00	\$325.00	\$382.00	\$380.00	\$370.00	\$335.00
Admin Fee	\$6.57	\$6.59	\$6.72	\$6.64	\$6.98	\$7.31	\$8.60	\$8.55	\$8.33	\$7.54
Carry Cost	\$1.59	\$3.18	\$4.77	\$6.36	\$7.95	\$9.54	\$11.13	\$12.72	\$14.33	\$16.94

- Please note these graphs show the average daily price verse Agfarm's Advantage return on a gross track basis
- Storage charges are basis local bulk handler and are subject to change depending on the location of grain
- Results may vary depending on location, quality of grain, payment method, fees and charges.



Agfarm Pty Ltd

ABN: 29 001 575 798

GPO Box 5072, Sydney NSW 2001

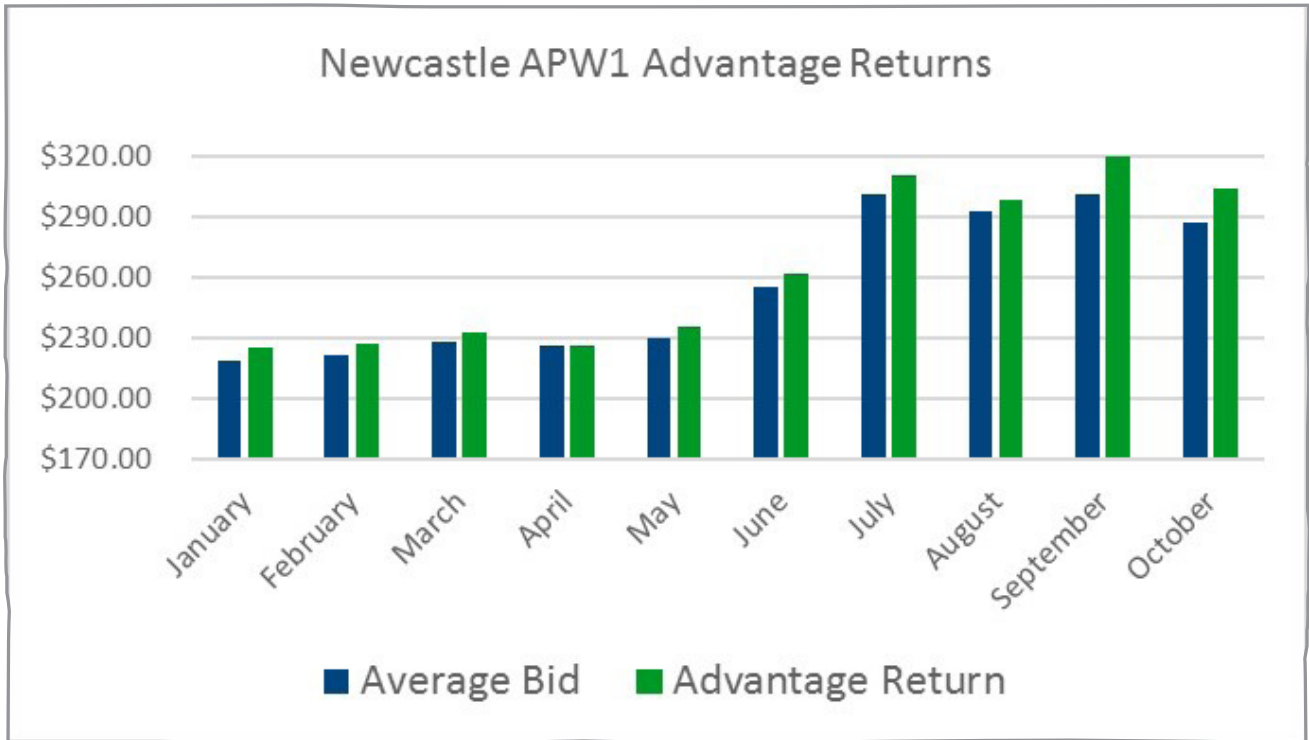
T: 1300 243 276

E: info@agfarm.com.au

AGFARM ADVANTAGE RETURNS



advantage



Agfarm Advantage Returns Newcastle APW1

Newcastle APW1	January	February	March	April	May	June	July	August	September	October
Harvest Price	\$216.20	\$216.20	\$216.20	\$216.20	\$216.20	\$216.20	\$216.20	\$216.20	\$216.20	\$216.20
Average Bid	\$218.74	\$220.89	\$227.71	\$225.49	\$230.12	\$255.19	\$301.40	\$292.30	\$300.71	\$287.31
Advantage Return	\$225.00	\$227.00	\$232.06	\$226.00	\$235.00	\$262.00	\$310.00	\$298.00	\$320.00	\$304.00
Admin Fee	\$5.06	\$5.11	\$5.22	\$5.09	\$5.29	\$5.90	\$6.98	\$6.71	\$7.20	\$6.84
Carry Cost	\$1.59	\$3.18	\$4.77	\$6.36	\$7.95	\$9.54	\$11.13	\$12.72	\$14.33	\$16.94

- Please note these graphs show the average daily price verse Agfarm's Advantage return on a gross track basis
- Storage charges are basis local bulk handler and are subject to change depending on the location of grain
- Results may vary depending on location, quality of grain, payment method, fees and charges.



Agfarm Pty Ltd

ABN: 29 001 575 798

GPO Box 5072, Sydney NSW 2001

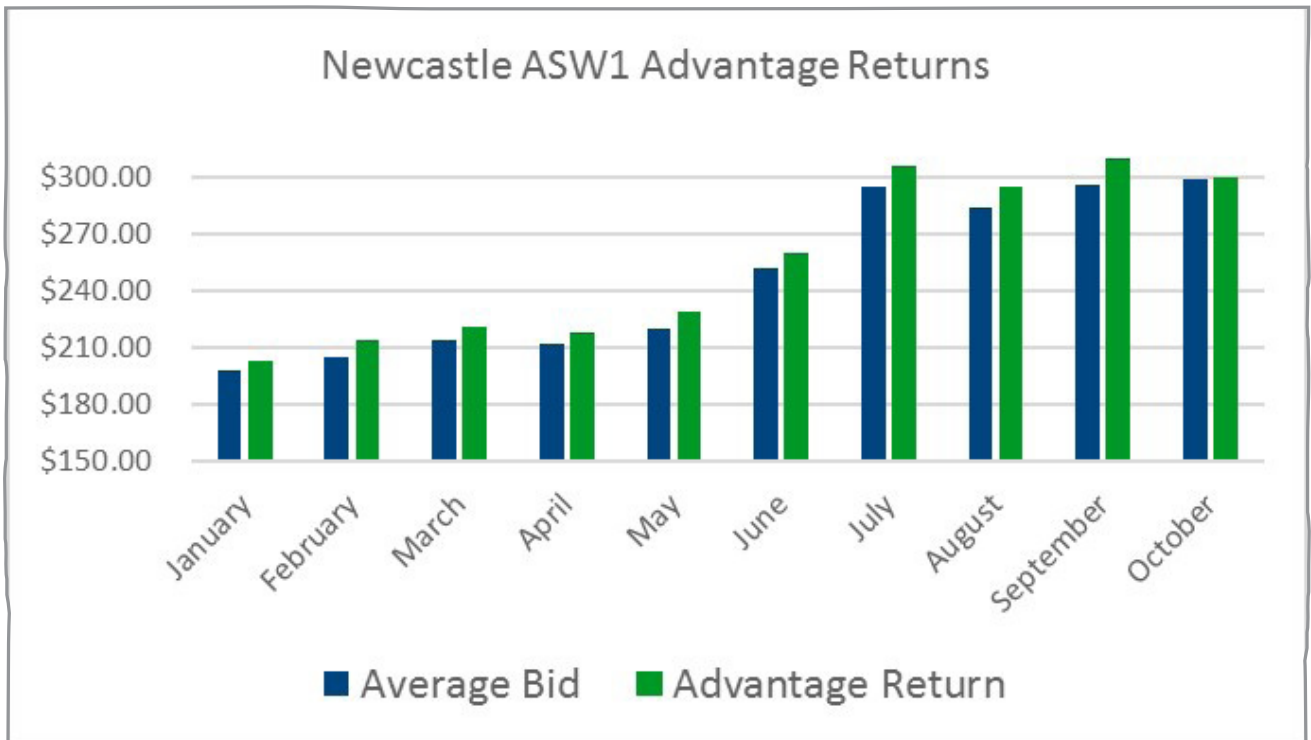
T: 1300 243 276

E: info@agfarm.com.au

AGFARM ADVANTAGE RETURNS



advantage



Agfarm Advantage Returns Newcastle ASW1

Newcastle ASW1	January	February	March	April	May	June	July	August	September	October
Harvest Price	\$197.00	\$197.00	\$197.00	\$197.00	\$197.00	\$197.00	\$197.00	\$197.00	\$197.00	\$197.00
Average Bid	\$197.67	\$204.64	\$214.16	\$211.49	\$219.87	\$251.39	\$294.40	\$283.23	\$295.75	\$298.60
Advantage Return	\$203.00	\$214.00	\$221.25	\$218.00	\$229.00	\$260.00	\$306.00	\$295.00	\$310.00	\$300.00
Admin Fee	\$5.00	\$5.00	\$5.00	\$5.00	\$5.15	\$5.85	\$6.89	\$6.64	\$6.98	\$6.75
Carry Cost	\$1.59	\$3.18	\$4.77	\$6.36	\$7.95	\$9.54	\$11.13	\$12.72	\$14.33	\$16.94

- Please note these graphs show the average daily price verse Agfarm's Advantage return on a gross track basis
- Storage charges are basis local bulk handler and are subject to change depending on the location of grain
- Results may vary depending on location, quality of grain, payment method, fees and charges.



Agfarm Pty Ltd

ABN: 29 001 575 798

GPO Box 5072, Sydney NSW 2001

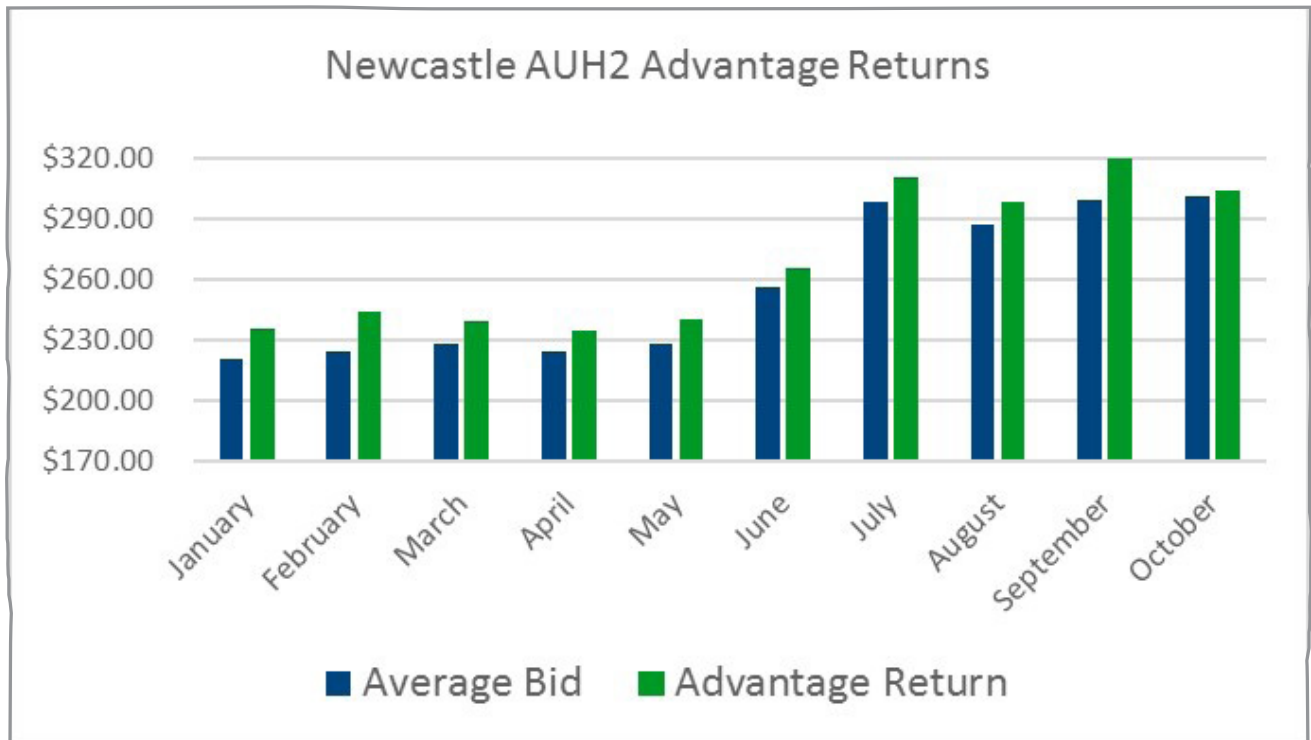
T: 1300 243 276

E: info@agfarm.com.au

AGFARM ADVANTAGE RETURNS



advantage



Agfarm Advantage Returns Newcastle AUH2

Newcastle AUH2	January	February	March	April	May	June	July	August	September	October
Harvest Price	\$216.80	\$216.80	\$216.80	\$216.80	\$216.80	\$216.80	\$216.80	\$216.80	\$216.80	\$216.80
Average Bid	\$220.42	\$223.65	\$227.95	\$223.72	\$227.56	\$255.90	\$298.23	\$286.92	\$299.44	\$301.09
Advantage Return	\$235.00	\$244.00	\$239.01	\$234.00	\$240.00	\$265.00	\$310.00	\$298.00	\$320.00	\$304.00
Admin Fee	\$5.29	\$5.49	\$5.38	\$5.27	\$5.40	\$5.96	\$6.98	\$6.71	\$7.20	\$6.84
Carry Cost	\$1.59	\$3.18	\$4.77	\$6.36	\$7.95	\$9.54	\$11.13	\$12.72	\$14.33	\$16.94

- Please note these graphs show the average daily price verse Agfarm's Advantage return on a gross track basis
- Storage charges are basis local bulk handler and are subject to change depending on the location of grain
- Results may vary depending on location, quality of grain, payment method, fees and charges.



Agfarm Pty Ltd

ABN: 29 001 575 798

GPO Box 5072, Sydney NSW 2001

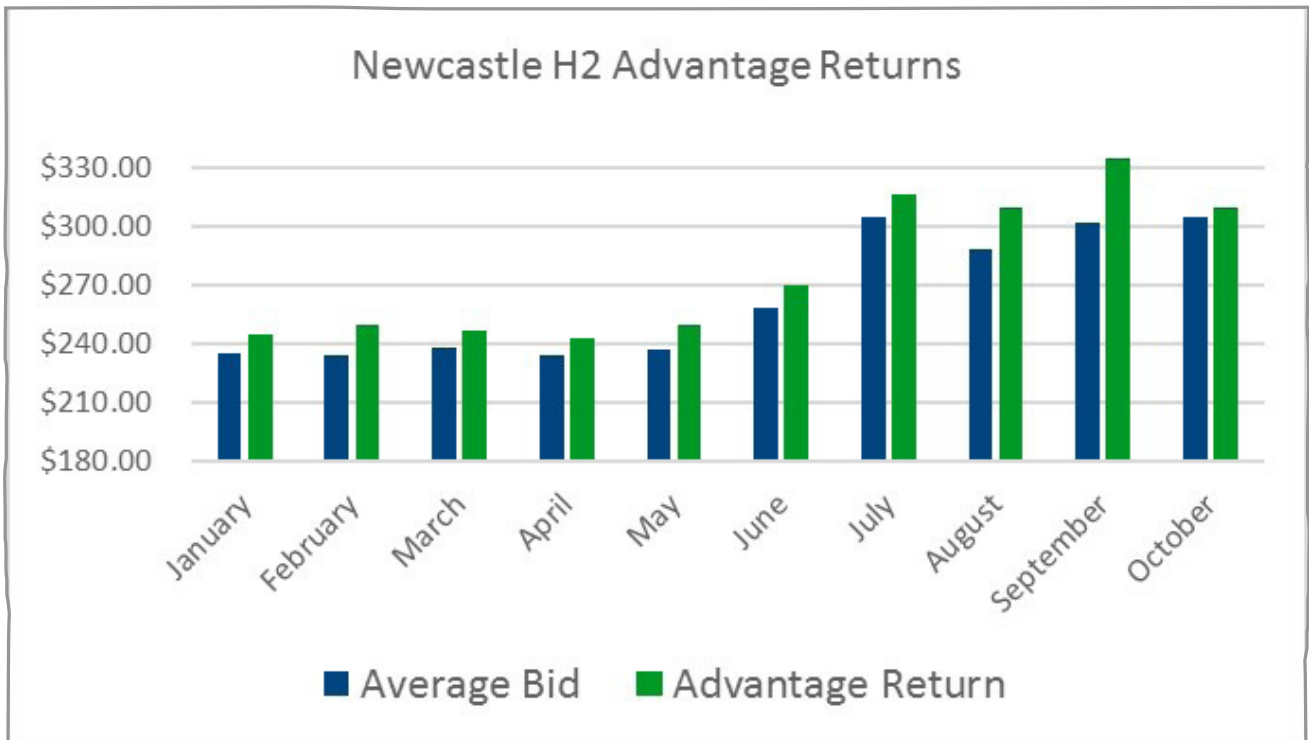
T: 1300 243 276

E: info@agfarm.com.au

AGFARM ADVANTAGE RETURNS



advantage



Agfarm Advantage Returns Newcastle H2

Newcastle H2	January	February	March	April	May	June	July	August	September	October
Harvest Price	\$234.00	\$234.00	\$234.00	\$234.00	\$234.00	\$234.00	\$234.00	\$234.00	\$234.00	\$234.00
Average Bid	\$235.49	\$234.49	\$238.32	\$234.63	\$237.17	\$258.81	\$304.86	\$288.45	\$302.12	\$304.86
Advantage Return	\$245.00	\$250.00	\$246.94	\$243.00	\$250.00	\$270.00	\$317.00	\$310.00	\$335.00	\$310.00
Admin Fee	\$5.51	\$5.63	\$5.56	\$5.47	\$5.63	\$6.08	\$7.13	\$6.98	\$7.54	\$6.98
Carry Cost	\$1.59	\$3.18	\$4.77	\$6.36	\$7.95	\$9.54	\$11.13	\$12.72	\$14.33	\$16.94

- Please note these graphs show the average daily price verse Agfarm’s Advantage return on a gross track basis
- Storage charges are basis local bulk handler and are subject to change depending on the location of grain
- Results may vary depending on location, quality of grain, payment method, fees and charges.



Agfarm Pty Ltd

ABN: 29 001 575 798

GPO Box 5072, Sydney NSW 2001

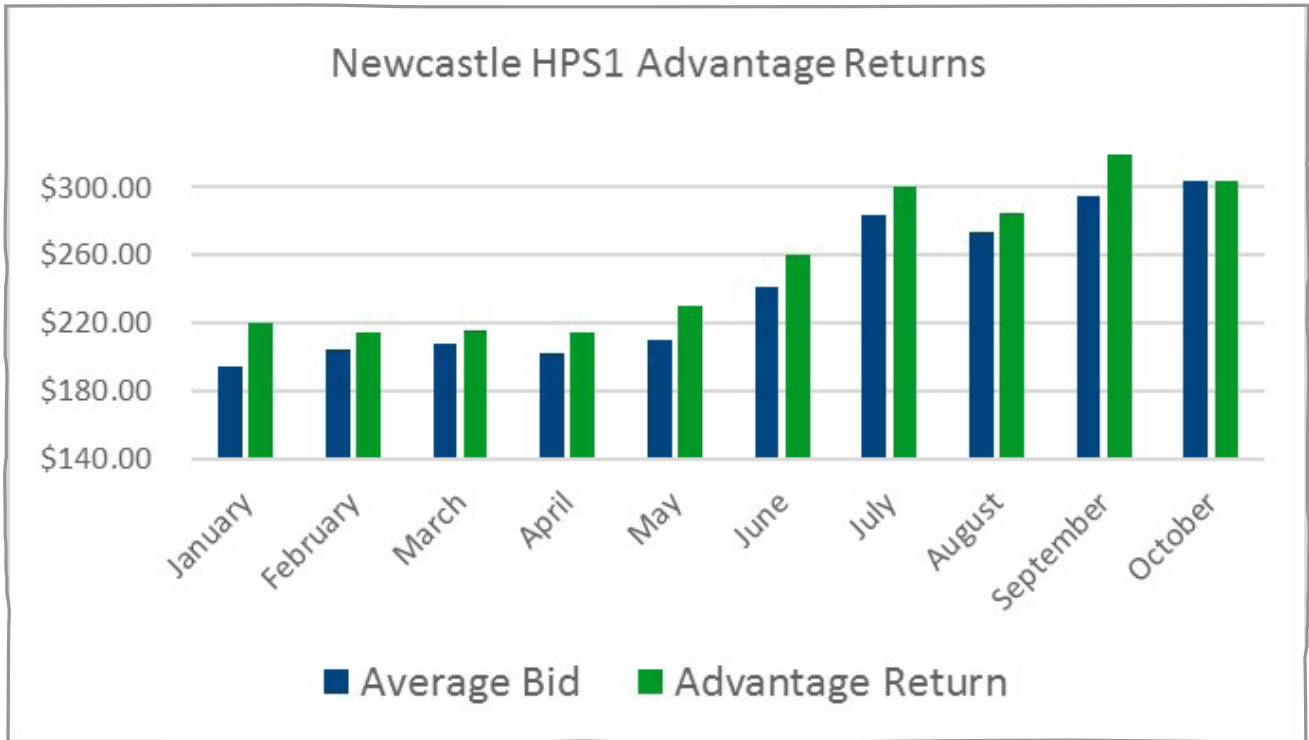
T: 1300 243 276

E: info@agfarm.com.au

AGFARM ADVANTAGE RETURNS



advantage



Agfarm Advantage Returns Newcastle HPS1

Newcastle HPS1	January	February	March	April	May	June	July	August	September	October
Harvest Price	\$195.00	\$195.00	\$195.00	\$195.00	\$195.00	\$195.00	\$195.00	\$195.00	\$195.00	\$195.00
Average Bid	\$194.84	\$205.20	\$208.11	\$202.82	\$210.59	\$241.25	\$283.57	\$274.23	\$295.41	\$303.82
Advantage Return	\$220.00	\$215.00	\$216.12	\$215.00	\$230.00	\$260.00	\$300.00	\$285.00	\$320.00	\$304.00
Admin Fee	\$5.00	\$5.00	\$5.00	\$5.00	\$5.18	\$5.85	\$6.75	\$6.41	\$7.20	\$6.84
Carry Cost	\$1.59	\$3.18	\$4.77	\$6.36	\$7.95	\$9.54	\$11.13	\$12.72	\$14.33	\$16.94

- Please note these graphs show the average daily price verse Agfarm's Advantage return on a gross track basis
- Storage charges are basis local bulk handler and are subject to change depending on the location of grain
- Results may vary depending on location, quality of grain, payment method, fees and charges.



Agfarm Pty Ltd

ABN: 29 001 575 798

GPO Box 5072, Sydney NSW 2001

T: 1300 243 276

E: info@agfarm.com.au