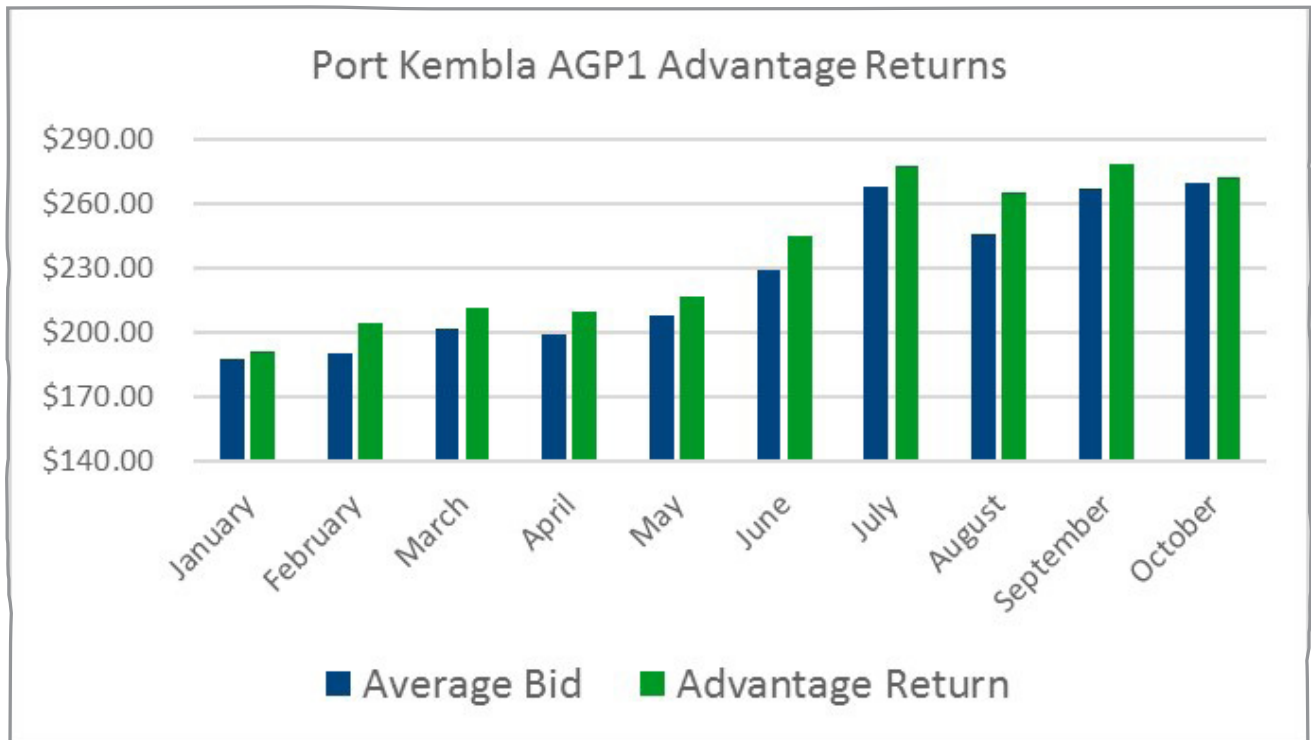


AGFARM ADVANTAGE RETURNS



advantage



Agfarm Advantage Returns Port Kembla AGP1

| Port Kembla AGP1 | January | February | March | April | May | June | July | August | September | October |
|------------------|----------|----------|----------|----------|----------|----------|----------|----------|-----------|----------|
| Harvest Price | \$190.00 | \$190.00 | \$190.00 | \$190.00 | \$190.00 | \$190.00 | \$190.00 | \$190.00 | \$190.00 | \$190.00 |
| Average Bid | \$187.29 | \$190.48 | \$201.41 | \$199.32 | \$207.97 | \$229.28 | \$267.75 | \$245.36 | \$266.76 | \$268.95 |
| Advantage Return | \$191.00 | \$204.00 | \$211.13 | \$210.00 | \$217.00 | \$245.00 | \$277.00 | \$265.00 | \$278.00 | \$272.00 |
| Admin Fee | \$5.00 | \$5.00 | \$5.00 | \$5.00 | \$5.00 | \$5.51 | \$6.23 | \$5.96 | \$6.26 | \$6.12 |
| Carry Cost | \$1.59 | \$3.18 | \$4.77 | \$6.36 | \$7.95 | \$9.54 | \$11.13 | \$12.72 | \$14.33 | \$16.94 |

- Please note these graphs show the average daily price verse Agfarm's Advantage return on a gross track basis
- Storage charges are basis local bulk handler and are subject to change depending on the location of grain
- Results may vary depending on location, quality of grain, payment method, fees and charges.



Agfarm Pty Ltd

ABN: 29 001 575 798

GPO Box 5072, Sydney NSW 2001

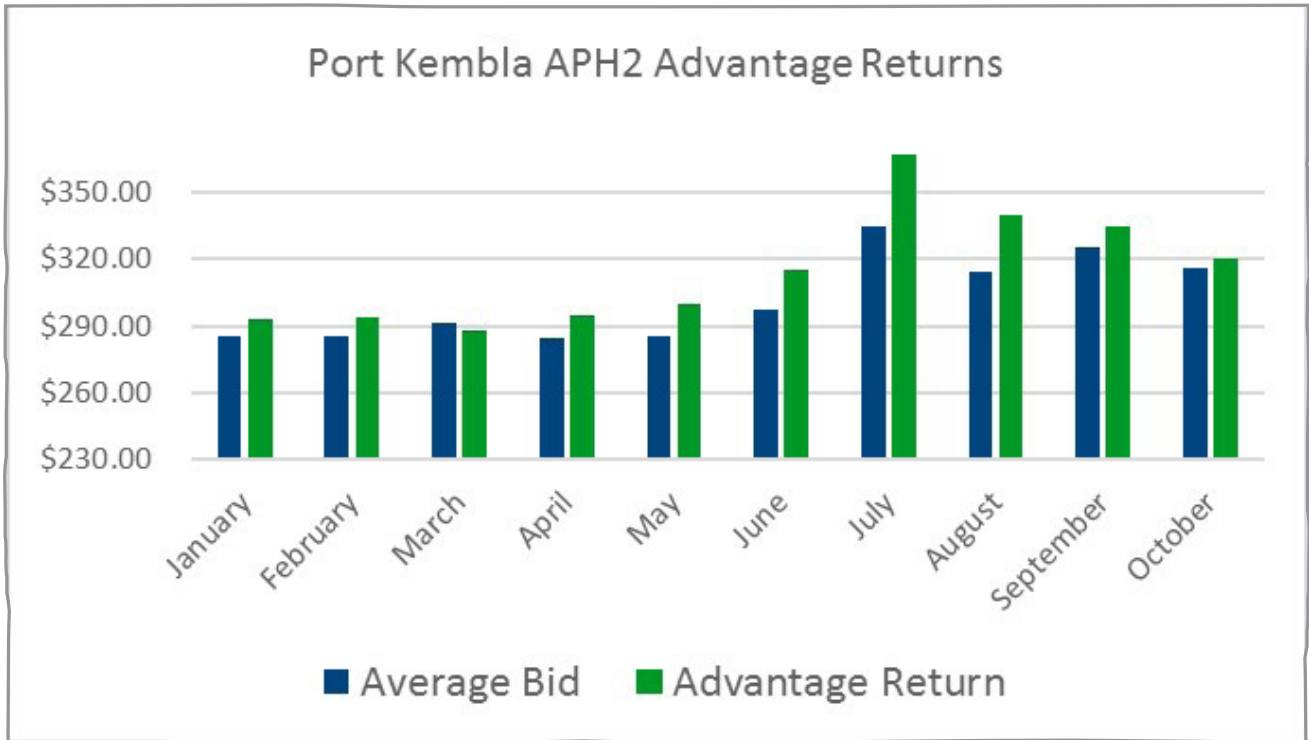
T: 1300 243 276

E: info@agfarm.com.au

AGFARM ADVANTAGE RETURNS



advantage



| Agfarm Advantage Returns Port Kembla APH2 | | | | | | | | | | |
|---|----------|----------|----------|----------|----------|----------|----------|----------|-----------|----------|
| Port Kembla APH2 | January | February | March | April | May | June | July | August | September | October |
| Harvest Price | \$283.00 | \$283.00 | \$283.00 | \$283.00 | \$283.00 | \$283.00 | \$283.00 | \$283.00 | \$283.00 | \$283.00 |
| Average Bid | \$285.35 | \$285.38 | \$290.96 | \$284.35 | \$285.37 | \$297.07 | \$334.67 | \$314.00 | \$325.40 | \$315.95 |
| Advantage Return | \$293.00 | \$294.00 | \$288.00 | \$295.00 | \$300.00 | \$315.00 | \$367.00 | \$340.00 | \$335.00 | \$320.00 |
| Admin Fee | \$6.59 | \$6.62 | \$6.48 | \$6.64 | \$6.75 | \$7.09 | \$8.26 | \$7.65 | \$7.54 | \$7.20 |
| Carry Cost | \$1.59 | \$3.18 | \$4.77 | \$6.36 | \$7.95 | \$9.54 | \$11.13 | \$12.72 | \$14.33 | \$16.94 |

- Please note these graphs show the average daily price verse Agfarm's Advantage return on a gross track basis
- Storage charges are basis local bulk handler and are subject to change depending on the location of grain
- Results may vary depending on location, quality of grain, payment method, fees and charges.



Agfarm Pty Ltd

ABN: 29 001 575 798

GPO Box 5072, Sydney NSW 2001

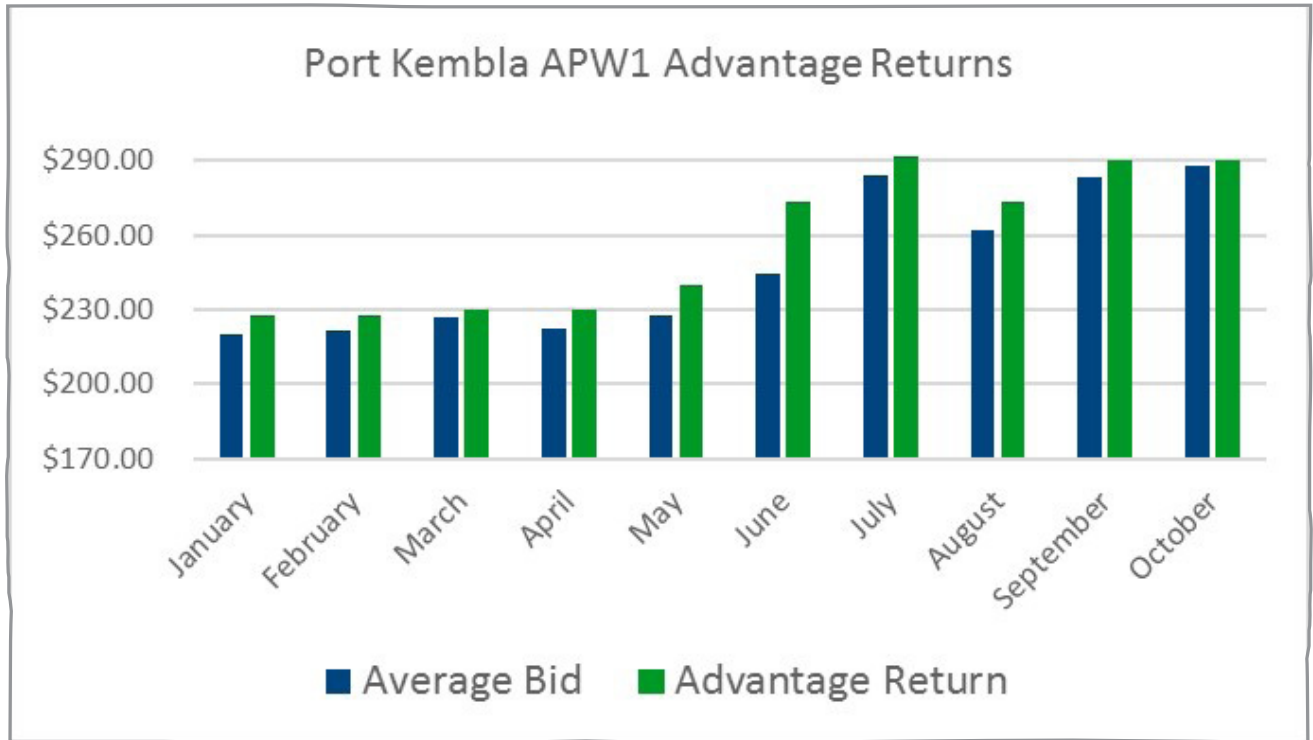
T: 1300 243 276

E: info@agfarm.com.au

AGFARM ADVANTAGE RETURNS



advantage



Agfarm Advantage Returns Port Kembla APW1

| Port Kembla APW1 | January | February | March | April | May | June | July | August | September | October |
|------------------|----------|----------|----------|----------|----------|----------|----------|----------|-----------|----------|
| Harvest Price | \$219.40 | \$219.40 | \$219.40 | \$219.40 | \$219.40 | \$219.40 | \$219.40 | \$219.40 | \$219.40 | \$219.40 |
| Average Bid | \$220.29 | \$221.72 | \$227.18 | \$222.00 | \$227.65 | \$244.77 | \$284.06 | \$261.86 | \$283.30 | \$287.72 |
| Advantage Return | \$228.00 | \$228.00 | \$230.00 | \$230.00 | \$240.00 | \$273.00 | \$292.00 | \$273.00 | \$290.00 | \$290.00 |
| Admin Fee | \$5.13 | \$5.13 | \$5.18 | \$5.18 | \$5.40 | \$6.14 | \$6.57 | \$6.14 | \$6.53 | \$6.53 |
| Carry Cost | \$1.59 | \$3.18 | \$4.77 | \$6.36 | \$7.95 | \$9.54 | \$11.13 | \$12.72 | \$14.33 | \$16.94 |

- Please note these graphs show the average daily price verse Agfarm's Advantage return on a gross track basis
- Storage charges are basis local bulk handler and are subject to change depending on the location of grain
- Results may vary depending on location, quality of grain, payment method, fees and charges.



Agfarm Pty Ltd

ABN: 29 001 575 798

GPO Box 5072, Sydney NSW 2001

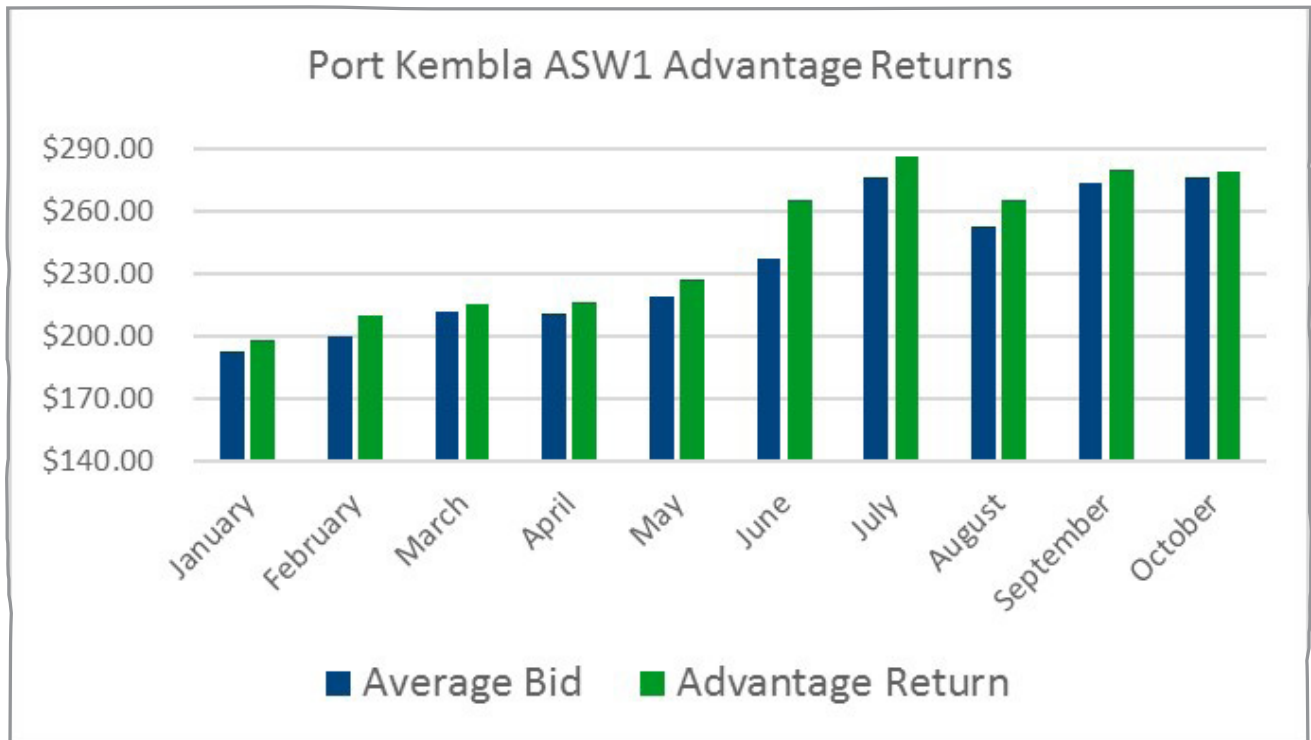
T: 1300 243 276

E: info@agfarm.com.au

AGFARM ADVANTAGE RETURNS



advantage



Agfarm Advantage Returns Port Kembla ASW1

| Port Kembla ASW1 | January | February | March | April | May | June | July | August | September | October |
|------------------|----------|----------|----------|----------|----------|----------|----------|----------|-----------|----------|
| Harvest Price | \$194.80 | \$194.80 | \$194.80 | \$194.80 | \$194.80 | \$194.80 | \$194.80 | \$194.80 | \$194.80 | \$194.80 |
| Average Bid | \$192.28 | \$199.48 | \$211.50 | \$210.18 | \$218.76 | \$237.35 | \$275.58 | \$252.09 | \$273.41 | \$276.14 |
| Advantage Return | \$198.00 | \$210.00 | \$215.00 | \$216.00 | \$227.00 | \$265.00 | \$286.00 | \$265.00 | \$280.00 | \$279.00 |
| Admin Fee | \$5.00 | \$5.00 | \$5.00 | \$5.00 | \$5.11 | \$5.96 | \$6.44 | \$5.96 | \$6.30 | \$6.28 |
| Carry Cost | \$1.59 | \$3.18 | \$4.77 | \$6.36 | \$7.95 | \$9.54 | \$11.13 | \$12.72 | \$14.33 | \$16.94 |

- Please note these graphs show the average daily price verse Agfarm's Advantage return on a gross track basis
- Storage charges are basis local bulk handler and are subject to change depending on the location of grain
- Results may vary depending on location, quality of grain, payment method, fees and charges.



Agfarm Pty Ltd

ABN: 29 001 575 798

GPO Box 5072, Sydney NSW 2001

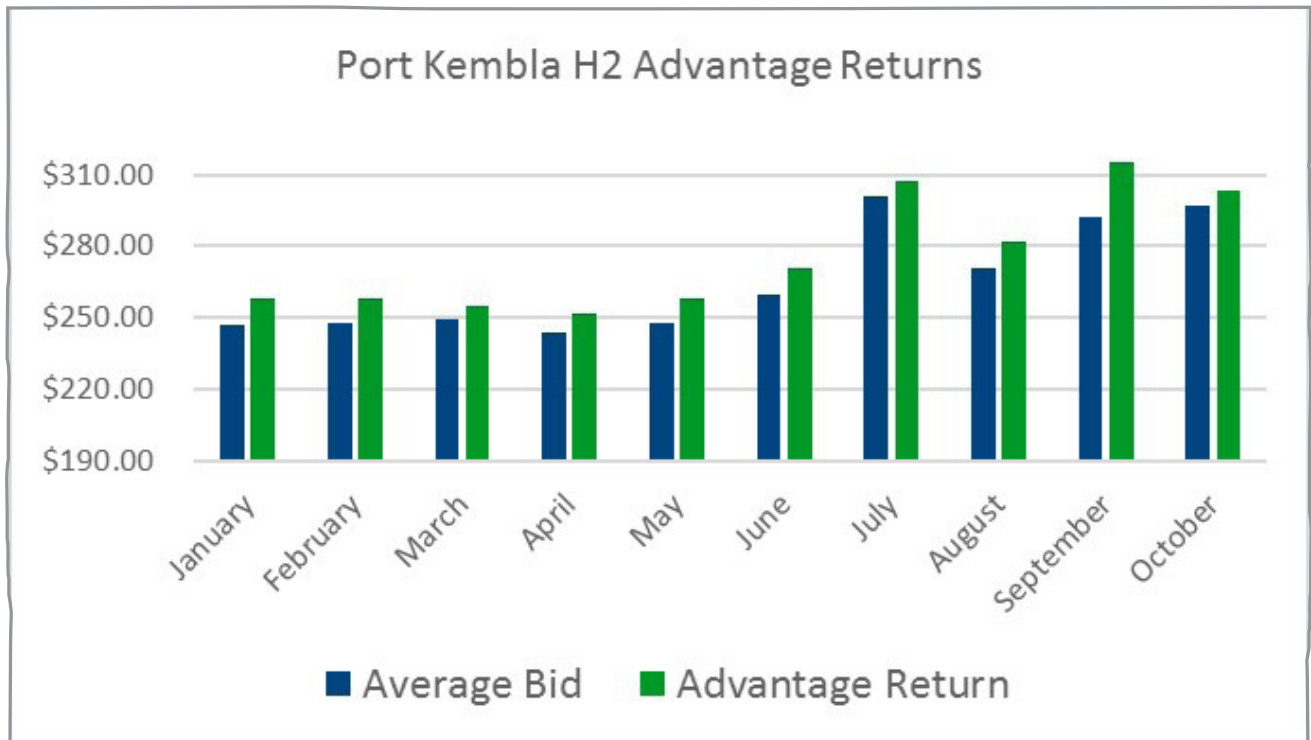
T: 1300 243 276

E: info@agfarm.com.au

AGFARM ADVANTAGE RETURNS



advantage



Agfarm Advantage Returns Port Kembla H2

| Port Kembla H2 | January | February | March | April | May | June | July | August | September | October |
|------------------|----------|----------|----------|----------|----------|----------|----------|----------|-----------|----------|
| Harvest Price | \$242.60 | \$242.60 | \$242.60 | \$242.60 | \$242.60 | \$242.60 | \$242.60 | \$242.60 | \$242.60 | \$242.60 |
| Average Bid | \$247.07 | \$247.68 | \$249.68 | \$244.10 | \$248.06 | \$259.50 | \$301.03 | \$270.78 | \$292.21 | \$296.91 |
| Advantage Return | \$258.00 | \$258.00 | \$255.00 | \$252.00 | \$258.00 | \$271.00 | \$307.00 | \$282.00 | \$315.00 | \$303.00 |
| Admin Fee | \$5.81 | \$5.81 | \$5.74 | \$5.67 | \$5.81 | \$6.10 | \$6.91 | \$6.35 | \$7.09 | \$6.82 |
| Carry Cost | \$1.59 | \$3.18 | \$4.77 | \$6.36 | \$7.95 | \$9.54 | \$11.13 | \$12.72 | \$14.33 | \$16.94 |

- Please note these graphs show the average daily price verse Agfarm's Advantage return on a gross track basis
- Storage charges are basis local bulk handler and are subject to change depending on the location of grain
- Results may vary depending on location, quality of grain, payment method, fees and charges.



Agfarm Pty Ltd

ABN: 29 001 575 798

GPO Box 5072, Sydney NSW 2001

T: 1300 243 276

E: info@agfarm.com.au