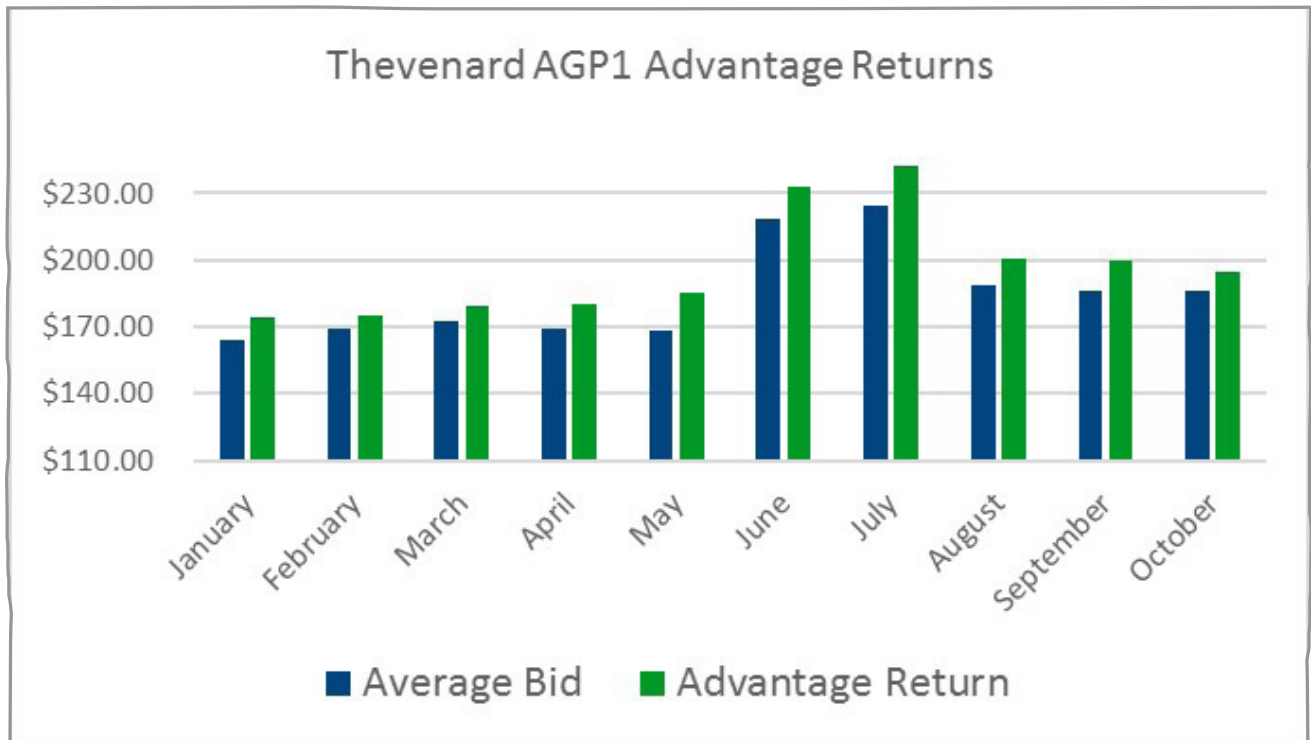


AGFARM ADVANTAGE RETURNS



advantage



Agfarm Advantage Returns Thevenard AGP1

Thevenard AGP1	January	February	March	April	May	June	July	August	September	October
Harvest Price	\$165.40	\$165.40	\$165.40	\$165.40	\$165.40	\$165.40	\$165.40	\$165.40	\$165.40	\$165.40
Average Bid	\$164.20	\$168.82	\$172.60	\$168.84	\$168.69	\$218.74	\$224.69	\$188.38	\$186.54	\$186.09
Advantage Return	\$174.00	\$175.00	\$179.22	\$180.00	\$185.00	\$233.00	\$242.59	\$201.00	\$200.00	\$195.00
Admin Fee	\$5.00	\$5.00	\$5.00	\$5.00	\$5.00	\$5.24	\$5.46	\$5.00	\$5.00	\$5.00
Carry Cost	\$1.25	\$2.60	\$3.95	\$5.30	\$6.95	\$9.54	\$10.25	\$11.90	\$15.40	\$21.24

- Please note these graphs show the average daily price verse Agfarm's Advantage return on a gross track basis
- Storage charges are basis local bulk handler and are subject to change depending on the location of grain
- Results may vary depending on location, quality of grain, payment method, fees and charges.



Agfarm Pty Ltd

ABN: 29 001 575 798

GPO Box 5072, Sydney NSW 2001

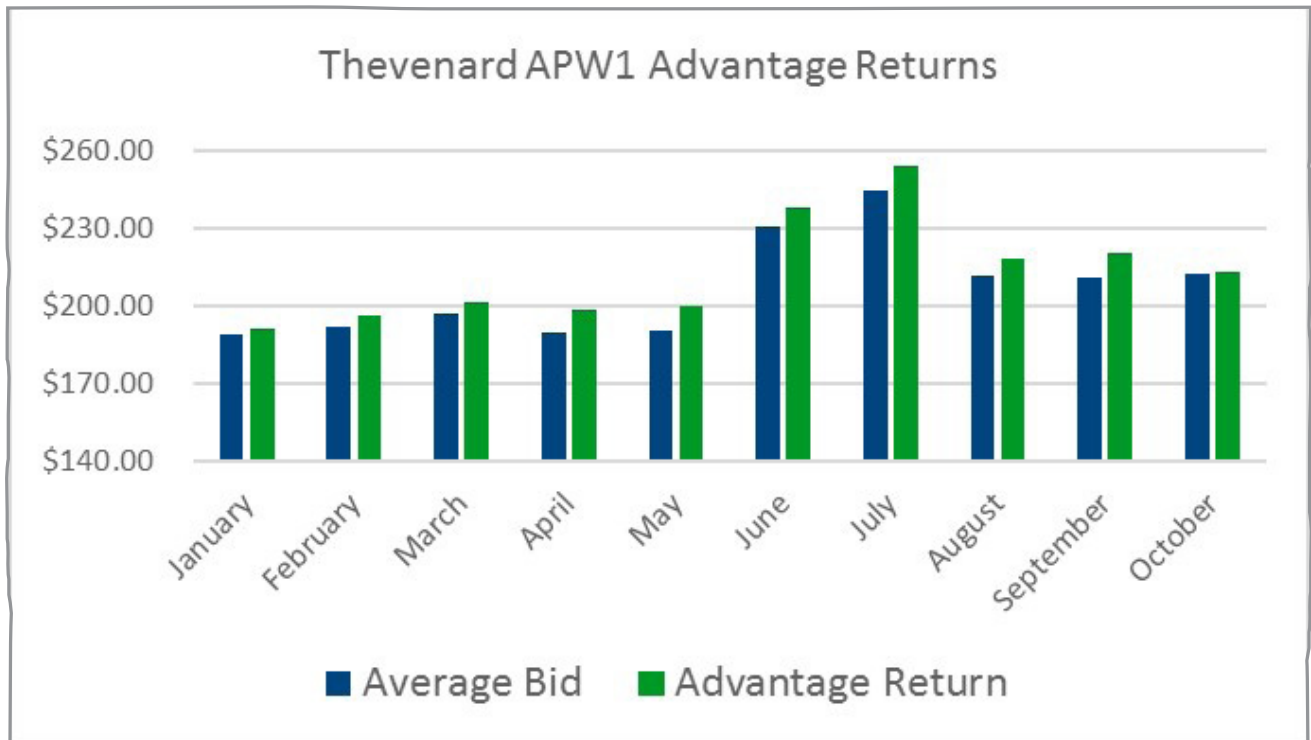
T: 1300 243 276

E: info@agfarm.com.au

AGFARM ADVANTAGE RETURNS



advantage



Agfarm Advantage Returns Thevenard APW1

Thevenard APW1	January	February	March	April	May	June	July	August	September	October
Harvest Price	\$190.40	\$190.40	\$190.40	\$190.40	\$190.40	\$190.40	\$190.40	\$190.40	\$190.40	\$190.40
Average Bid	\$188.80	\$191.88	\$196.90	\$189.80	\$190.07	\$230.47	\$244.59	\$211.48	\$210.77	\$212.63
Advantage Return	\$191.00	\$196.00	\$201.25	\$198.00	\$200.00	\$238.00	\$254.00	\$218.00	\$220.00	\$213.00
Admin Fee	\$5.00	\$5.00	\$5.00	\$5.00	\$5.00	\$5.36	\$5.72	\$5.00	\$5.00	\$5.00
Carry Cost	\$1.25	\$2.60	\$3.95	\$5.30	\$6.95	\$9.54	\$10.25	\$11.90	\$15.40	\$21.24

- Please note these graphs show the average daily price verse Agfarm's Advantage return on a gross track basis
- Storage charges are basis local bulk handler and are subject to change depending on the location of grain
- Results may vary depending on location, quality of grain, payment method, fees and charges.



Agfarm Pty Ltd

ABN: 29 001 575 798

GPO Box 5072, Sydney NSW 2001

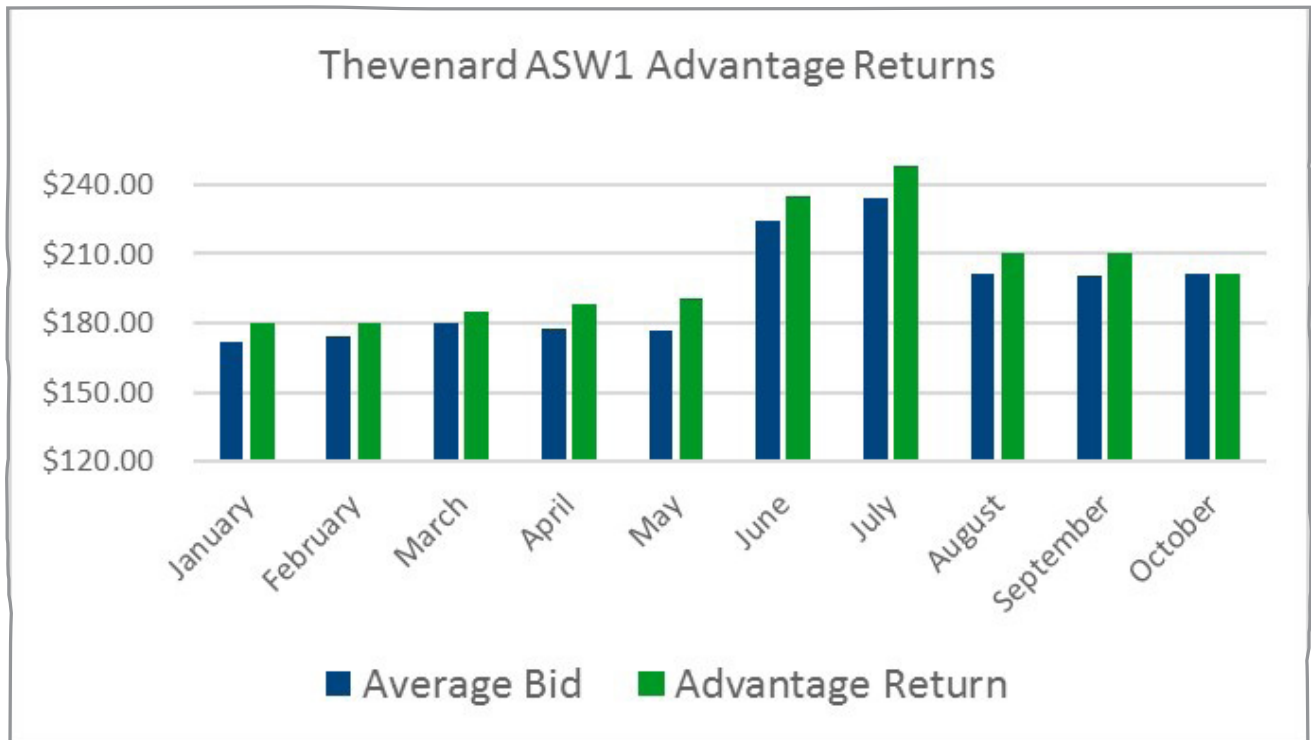
T: 1300 243 276

E: info@agfarm.com.au

AGFARM ADVANTAGE RETURNS



advantage



Agfarm Advantage Returns Thevenard ASW1

Thevenard ASW1	January	February	March	April	May	June	July	August	September	October
Harvest Price	\$173.60	\$173.60	\$173.60	\$173.60	\$173.60	\$173.60	\$173.60	\$173.60	\$173.60	\$173.60
Average Bid	\$171.69	\$174.55	\$180.19	\$177.39	\$176.82	\$224.20	\$234.24	\$201.19	\$200.75	\$201.00
Advantage Return	\$180.11	\$180.00	\$184.59	\$188.00	\$191.00	\$235.00	\$248.00	\$210.00	\$210.00	\$201.00
Admin Fee	\$5.00	\$5.00	\$5.00	\$5.00	\$5.00	\$5.29	\$5.58	\$5.00	\$5.00	\$5.00
Carry Cost	\$1.25	\$2.60	\$3.95	\$5.30	\$6.95	\$9.54	\$10.25	\$11.90	\$15.40	\$21.24

- Please note these graphs show the average daily price verse Agfarm's Advantage return on a gross track basis
- Storage charges are basis local bulk handler and are subject to change depending on the location of grain
- Results may vary depending on location, quality of grain, payment method, fees and charges.



Agfarm Pty Ltd

ABN: 29 001 575 798

GPO Box 5072, Sydney NSW 2001

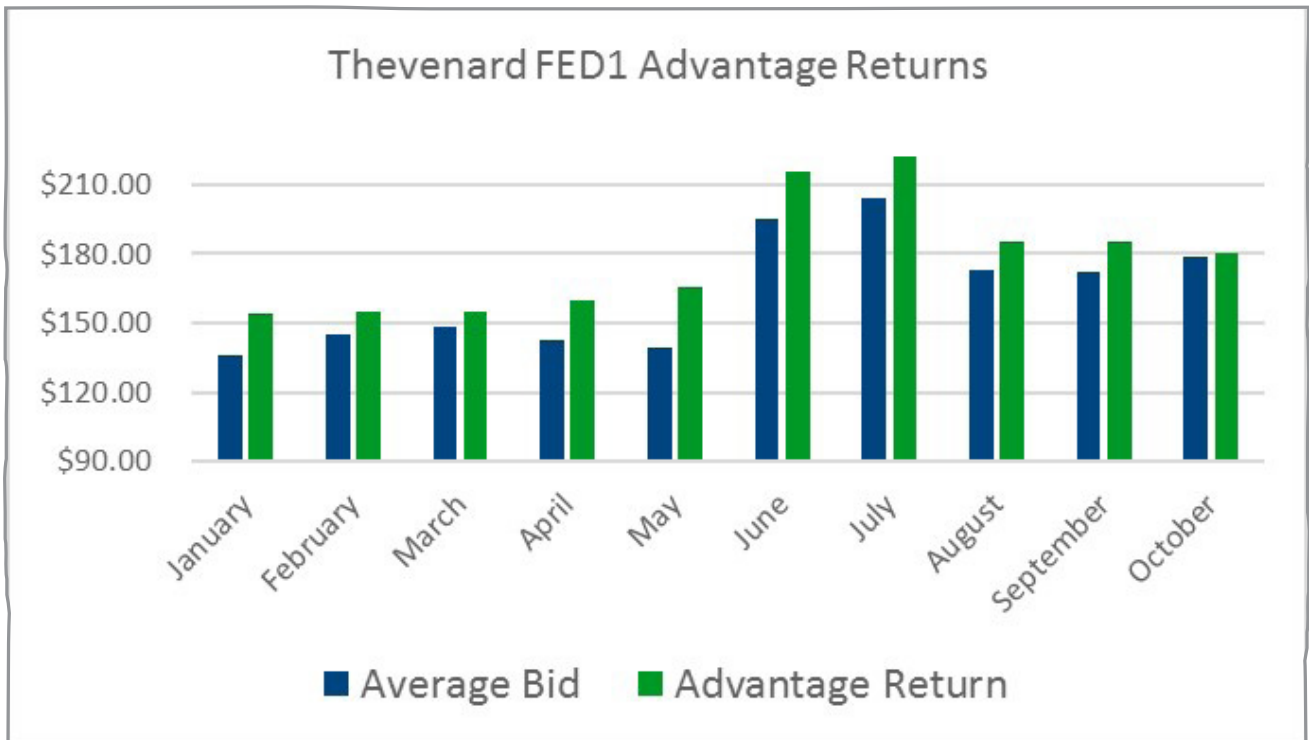
T: 1300 243 276

E: info@agfarm.com.au

AGFARM ADVANTAGE RETURNS



advantage



Agfarm Advantage Returns Thevenard FED1

Thevenard FED1	January	February	March	April	May	June	July	August	September	October
Harvest Price	\$132.00	\$132.00	\$132.00	\$132.00	\$132.00	\$132.00	\$132.00	\$132.00	\$132.00	\$132.00
Average Bid	\$135.92	\$145.24	\$148.31	\$142.84	\$138.99	\$194.80	\$204.36	\$173.17	\$172.21	\$178.55
Advantage Return	\$154.29	\$155.00	\$155.11	\$160.00	\$166.00	\$216.00	\$222.39	\$185.00	\$185.00	\$180.00
Admin Fee	\$5.00	\$5.00	\$5.00	\$5.00	\$5.00	\$5.00	\$5.00	\$5.00	\$5.00	\$5.00
Carry Cost	\$1.25	\$2.60	\$3.95	\$5.30	\$6.95	\$9.54	\$10.25	\$11.90	\$15.40	\$21.24

- Please note these graphs show the average daily price verse Agfarm's Advantage return on a gross track basis
- Storage charges are basis local bulk handler and are subject to change depending on the location of grain
- Results may vary depending on location, quality of grain, payment method, fees and charges.



Agfarm Pty Ltd

ABN: 29 001 575 798

GPO Box 5072, Sydney NSW 2001

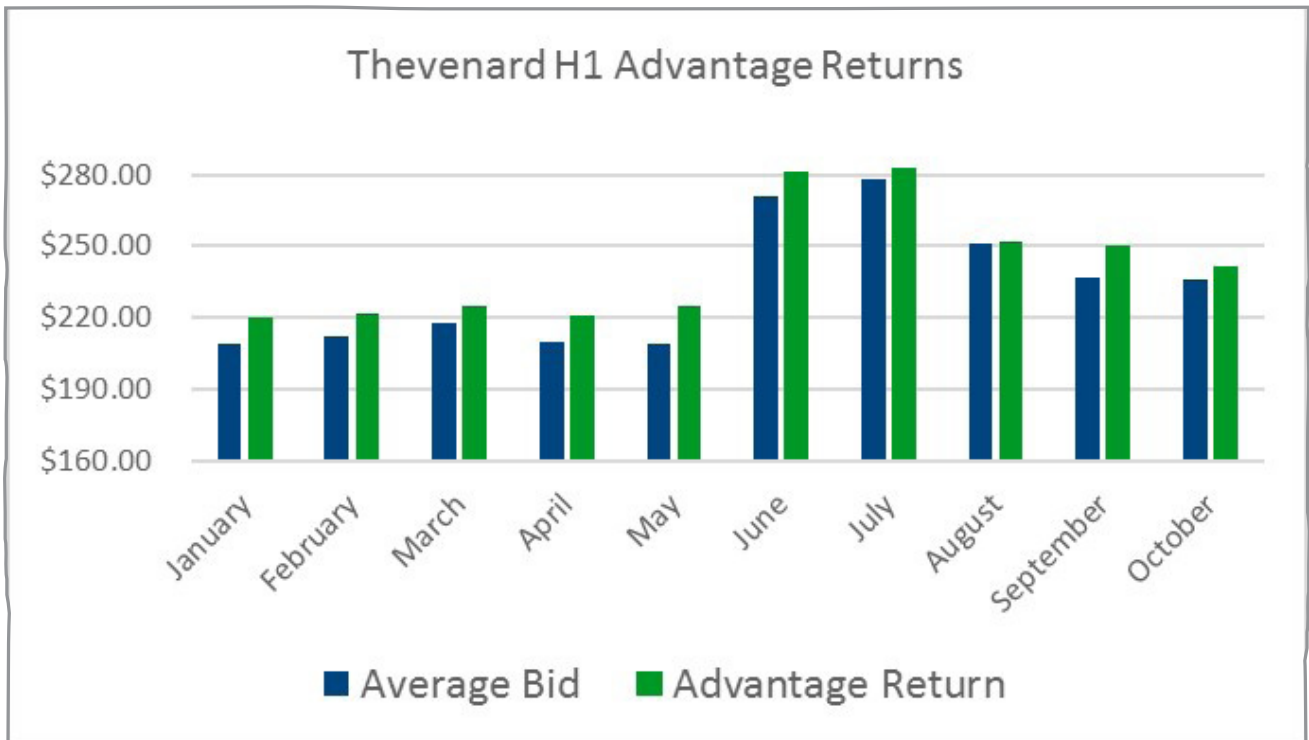
T: 1300 243 276

E: info@agfarm.com.au

AGFARM ADVANTAGE RETURNS



advantage



Agfarm Advantage Returns Thevenard H1

Thevenard H1	January	February	March	April	May	June	July	August	September	October
Harvest Price	\$208.40	\$208.40	\$208.40	\$208.40	\$208.40	\$208.40	\$208.40	\$208.40	\$208.40	\$208.40
Average Bid	\$209.06	\$212.11	\$217.87	\$210.24	\$209.40	\$271.13	\$277.83	\$250.94	\$236.87	\$236.07
Advantage Return	\$220.00	\$222.00	\$225.03	\$221.00	\$225.00	\$281.00	\$283.00	\$252.00	\$250.00	\$242.00
Admin Fee	\$5.00	\$5.00	\$5.06	\$5.00	\$5.06	\$6.32	\$6.37	\$5.67	\$5.63	\$5.45
Carry Cost	\$1.25	\$2.60	\$3.95	\$5.30	\$6.95	\$9.54	\$10.25	\$11.90	\$15.40	\$21.24

- Please note these graphs show the average daily price verse Agfarm's Advantage return on a gross track basis
- Storage charges are basis local bulk handler and are subject to change depending on the location of grain
- Results may vary depending on location, quality of grain, payment method, fees and charges.



Agfarm Pty Ltd

ABN: 29 001 575 798

GPO Box 5072, Sydney NSW 2001

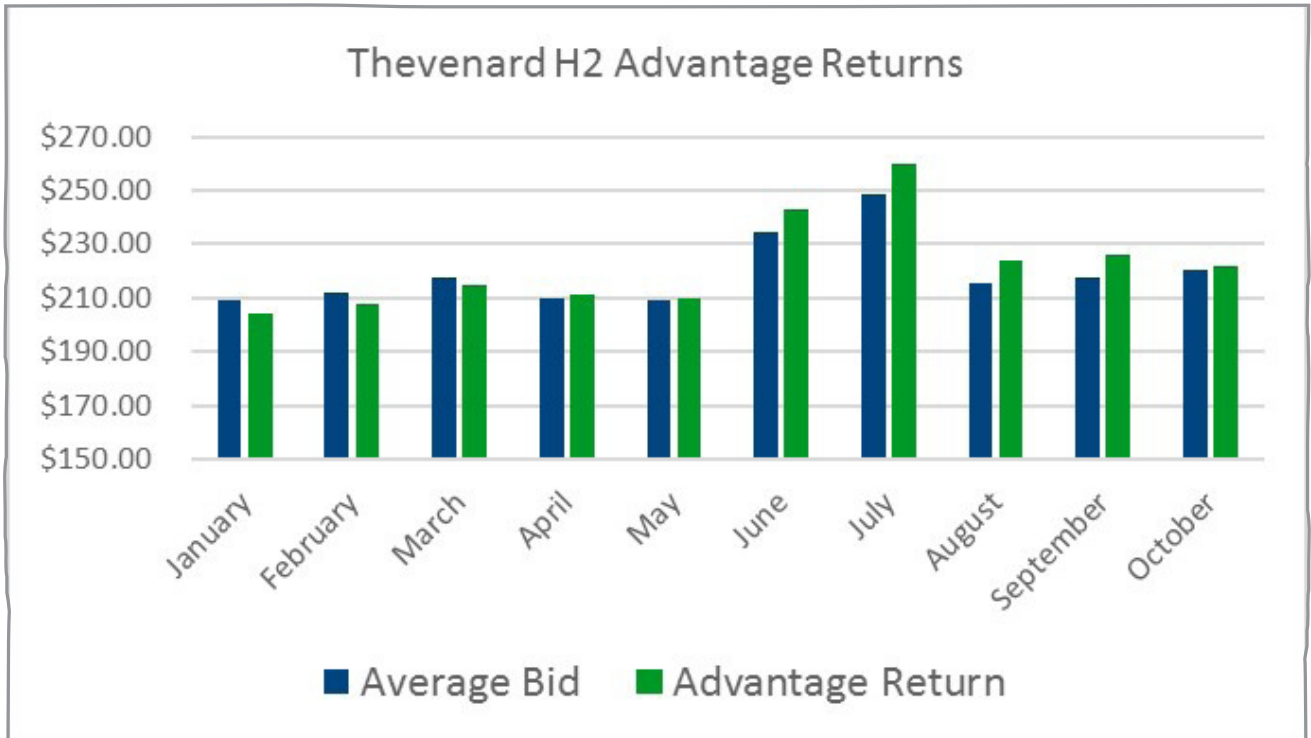
T: 1300 243 276

E: info@agfarm.com.au

AGFARM ADVANTAGE RETURNS



advantage



Agfarm Advantage Returns Thevenard H2

Thevenard H2	January	February	March	April	May	June	July	August	September	October
Harvest Price	\$208.40	\$208.40	\$208.40	\$208.40	\$208.40	\$208.40	\$208.40	\$208.40	\$208.40	\$208.40
Average Bid	\$209.06	\$212.11	\$217.87	\$210.24	\$209.40	\$234.83	\$248.80	\$215.58	\$217.39	\$220.57
Advantage Return	\$204.00	\$208.00	\$214.57	\$211.00	\$210.00	\$243.00	\$260.00	\$224.00	\$226.00	\$222.00
Admin Fee	\$5.00	\$5.00	\$5.00	\$5.00	\$5.00	\$5.47	\$5.85	\$5.04	\$5.09	\$5.00
Carry Cost	\$1.25	\$2.60	\$3.95	\$5.30	\$6.95	\$9.54	\$10.25	\$11.90	\$15.40	\$21.24

- Please note these graphs show the average daily price verse Agfarm’s Advantage return on a gross track basis
- Storage charges are basis local bulk handler and are subject to change depending on the location of grain
- Results may vary depending on location, quality of grain, payment method, fees and charges.



Agfarm Pty Ltd

ABN: 29 001 575 798

GPO Box 5072, Sydney NSW 2001

T: 1300 243 276

E: info@agfarm.com.au