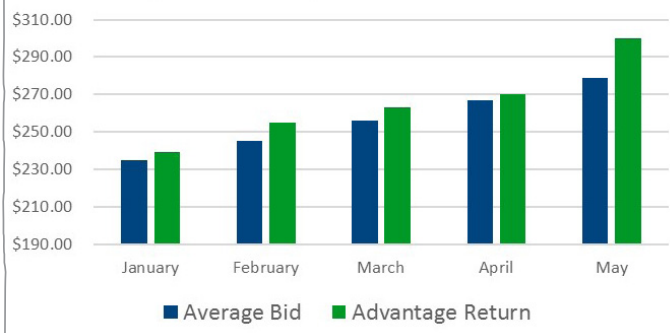


ADVANTAGE RETURNS



advantage

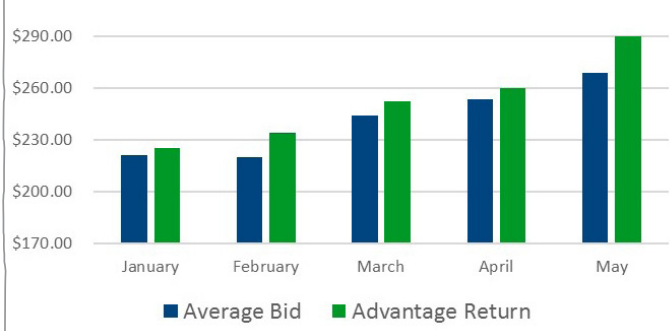
Agfarm Advantage Returns Melbourne F1



Agfarm Advantage Returns Melbourne F1

| Melbourne F1 | January | February | March | April | May |
|------------------|----------|----------|----------|----------|----------|
| Harvest Price | \$231.75 | \$231.75 | \$231.75 | \$231.75 | \$231.75 |
| Average Bid | \$235.14 | \$245.01 | \$256.14 | \$266.96 | \$278.89 |
| Advantage Return | \$239.00 | \$255.13 | \$263.00 | \$270.00 | \$300.00 |
| Admin Fee | \$5.98 | \$6.38 | \$6.58 | \$6.75 | \$7.50 |
| Carry Cost | \$1.62 | \$3.24 | \$4.86 | \$6.48 | \$8.10 |

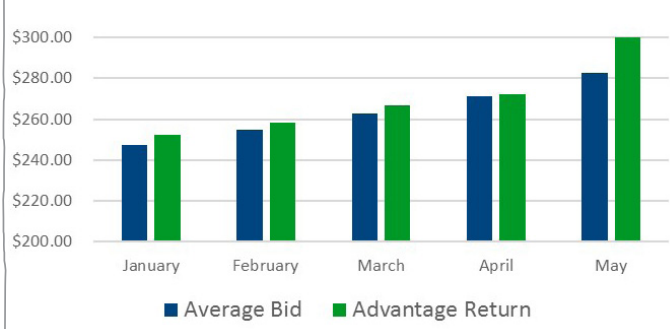
Agfarm Advantage Returns Melbourne F2



Agfarm Advantage Returns Melbourne F2

| Melbourne F2 | January | February | March | April | May |
|------------------|----------|----------|----------|----------|----------|
| Harvest Price | \$219.00 | \$219.00 | \$219.00 | \$219.00 | \$219.00 |
| Average Bid | \$220.95 | \$219.65 | \$243.79 | \$253.11 | \$268.87 |
| Advantage Return | \$225.00 | \$234.13 | \$252.00 | \$260.00 | \$290.00 |
| Admin Fee | \$5.90 | \$5.90 | \$6.30 | \$6.50 | \$7.25 |
| Carry Cost | \$1.62 | \$3.24 | \$4.86 | \$6.48 | \$8.10 |

Agfarm Advantage Returns Melbourne SO1



Agfarm Advantage Returns Melbourne SO1

| Melbourne SO1 | January | February | March | April | May |
|------------------|----------|----------|----------|----------|----------|
| Harvest Price | \$245.00 | \$245.00 | \$245.00 | \$245.00 | \$245.00 |
| Average Bid | \$247.29 | \$254.80 | \$262.83 | \$271.13 | \$282.46 |
| Advantage Return | \$252.50 | \$258.13 | \$267.00 | \$272.00 | \$300.00 |
| Admin Fee | \$6.31 | \$6.45 | \$6.68 | \$6.80 | \$7.50 |
| Carry Cost | \$1.62 | \$3.24 | \$4.86 | \$6.48 | \$8.10 |

- Please note; graphs show the average daily price verse Agfarm's Advantage return on a gross track basis
- Storage charges are basis local bulk handler and are subject to change depending on the location of grain
- Results may vary depending on location, quality of grain, payment method, fees and charges.



Agfarm Pty Ltd

ABN: 29 001 575 798

GPO Box 5072, Sydney NSW 2001

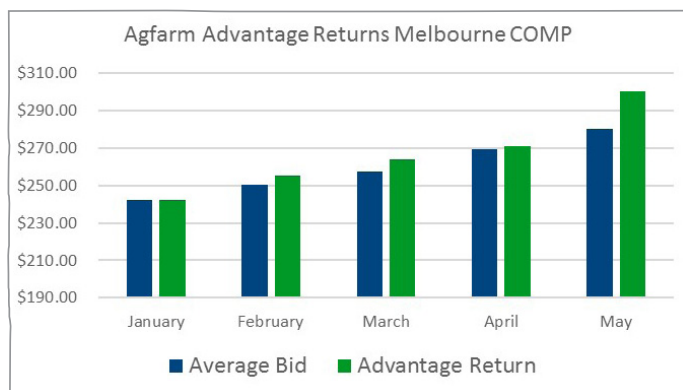
T: 1300 243 276

E: info@agfarm.com.au

ADVANTAGE RETURNS

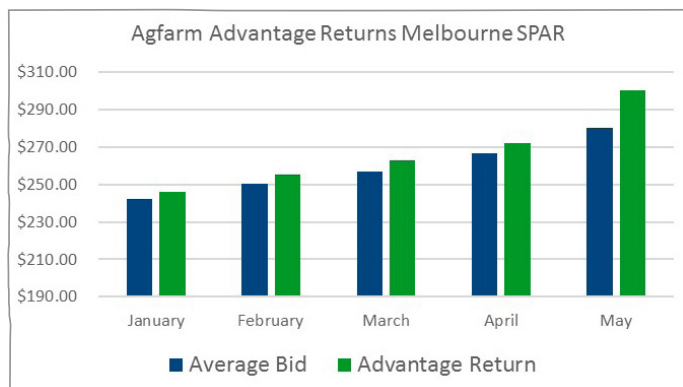


advantage



Agfarm Advantage Returns Melbourne COMP

| Melbourne COMP | January | February | March | April | May |
|------------------|----------|----------|----------|----------|----------|
| Harvest Price | \$240.00 | \$240.00 | \$240.00 | \$240.00 | \$240.00 |
| Average Bid | \$242.14 | \$250.35 | \$257.30 | \$269.58 | \$280.00 |
| Advantage Return | \$242.00 | \$255.13 | \$264.00 | \$271.00 | \$300.00 |
| Admin Fee | \$6.05 | \$6.38 | \$6.60 | \$6.78 | \$7.50 |
| Carry Cost | \$1.62 | \$3.24 | \$4.86 | \$6.48 | \$8.10 |



Agfarm Advantage Returns Melbourne SPAR

| Melbourne SPAR | January | February | March | April | May |
|------------------|----------|----------|----------|----------|----------|
| Harvest Price | \$240.00 | \$240.00 | \$240.00 | \$240.00 | \$240.00 |
| Average Bid | \$242.14 | \$250.35 | \$257.00 | \$266.58 | \$280.00 |
| Advantage Return | \$246.00 | \$255.13 | \$263.00 | \$272.00 | \$300.00 |
| Admin Fee | \$6.15 | \$6.38 | \$6.58 | \$6.80 | \$7.50 |
| Carry Cost | \$1.62 | \$3.24 | \$4.86 | \$6.48 | \$8.10 |

- Please note; graphs show the average daily price verse Agfarm's Advantage return on a gross track basis
- Storage charges are basis local bulk handler and are subject to change depending on the location of grain
- Results may vary depending on location, quality of grain, payment method, fees and charges.



Agfarm Pty Ltd

ABN: 29 001 575 798

GPO Box 5072, Sydney NSW 2001

T: 1300 243 276

E: info@agfarm.com.au