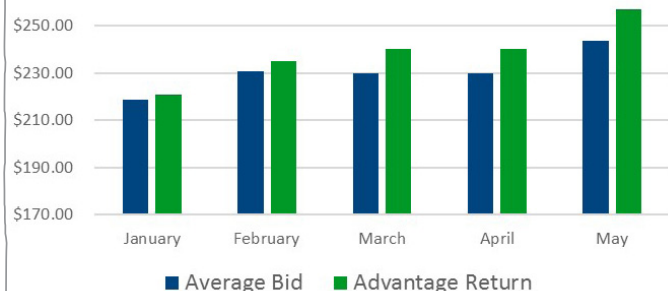


ADVANTAGE RETURNS



advantage

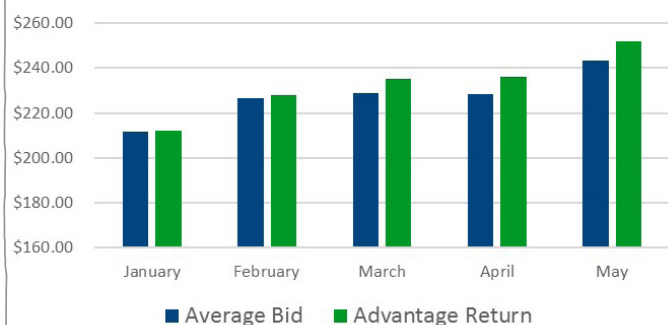
Agfarm Advantage Returns Port Giles F1



Agfarm Advantage Returns Port Giles F1

Port Giles F1	January	February	March	April	May
Harvest Price	\$214.50	\$214.50	\$214.50	\$214.50	\$214.50
Average Bid	\$218.52	\$230.72	\$229.96	\$229.88	\$243.59
Advantage Return	\$221.00	\$235.13	\$240.00	\$240.00	\$257.00
Admin Fee	\$5.90	\$5.90	\$6.00	\$6.00	\$6.43
Carry Cost	\$1.30	\$2.72	\$4.14	\$5.56	\$7.26

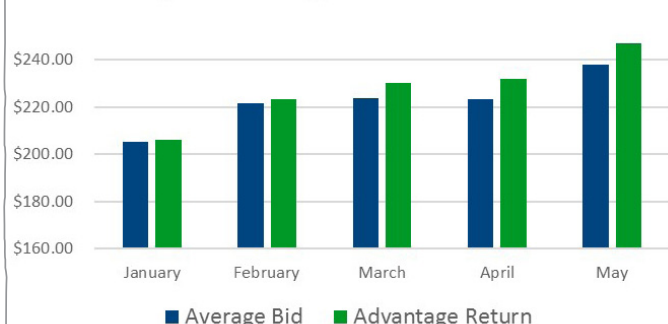
Agfarm Advantage Returns Port Giles F2



Agfarm Advantage Returns Port Giles F2

Port Giles F2	January	February	March	April	May
Harvest Price	\$210.00	\$210.00	\$210.00	\$210.00	\$210.00
Average Bid	\$211.48	\$226.74	\$228.78	\$228.50	\$243.40
Advantage Return	\$212.00	\$228.13	\$235.00	\$236.00	\$252.00
Admin Fee	\$5.90	\$5.90	\$5.90	\$5.90	\$6.30
Carry Cost	\$1.30	\$2.72	\$4.14	\$5.56	\$7.26

Agfarm Advantage Returns Port Giles F3



Agfarm Advantage Returns Port Giles F3

Port Giles F3	January	February	March	April	May
Harvest Price	\$202.50	\$202.50	\$202.50	\$202.50	\$202.50
Average Bid	\$205.34	\$221.75	\$223.78	\$223.32	\$237.66
Advantage Return	\$206.00	\$223.13	\$230.00	\$232.00	\$247.00
Admin Fee	\$5.90	\$5.90	\$5.90	\$5.90	\$6.18
Carry Cost	\$1.30	\$2.72	\$4.14	\$5.56	\$7.26

- Please note; graphs show the average daily price verse Agfarm's Advantage return on a gross track basis
- Storage charges are basis local bulk handler and are subject to change depending on the location of grain
- Results may vary depending on location, quality of grain, payment method, fees and charges.



Agfarm Pty Ltd

ABN: 29 001 575 798

GPO Box 5072, Sydney NSW 2001

T: 1300 243 276

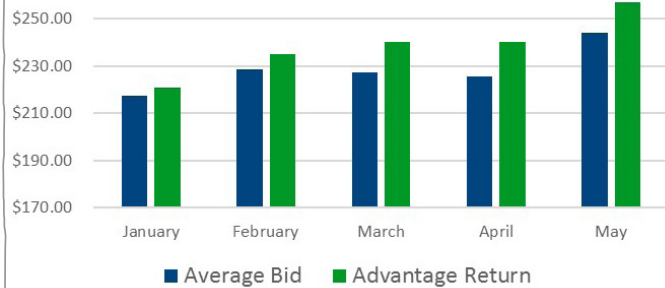
E: info@agfarm.com.au

ADVANTAGE RETURNS



advantage

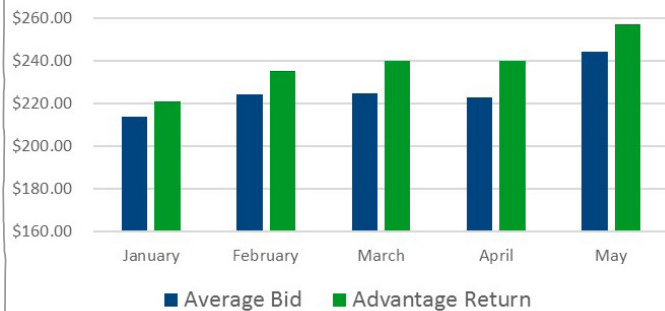
Agfarm Advantage Returns Port Giles HIND



Agfarm Advantage Returns Port Giles HIND

Port Giles HIND	January	February	March	April	May
Harvest Price	\$213.00	\$213.00	\$213.00	\$213.00	\$213.00
Average Bid	\$217.26	\$228.70	\$227.15	\$225.61	\$244.00
Advantage Return	\$221.00	\$235.13	\$240.00	\$240.00	\$257.00
Admin Fee	\$5.90	\$5.90	\$6.00	\$6.00	\$6.43
Carry Cost	\$1.30	\$2.72	\$4.14	\$5.56	\$7.26

Agfarm Advantage Returns Port Giles SPAR



Agfarm Advantage Returns Port Giles SPAR

Port Giles SPAR	January	February	March	April	May
Harvest Price	\$213.00	\$213.00	\$213.00	\$213.00	\$213.00
Average Bid	\$213.86	\$224.00	\$224.80	\$223.00	\$244.00
Advantage Return	\$221.00	\$235.13	\$240.00	\$240.00	\$257.00
Admin Fee	\$5.90	\$5.90	\$6.00	\$6.00	\$6.43
Carry Cost	\$1.30	\$2.72	\$4.14	\$5.56	\$7.26

- Please note; graphs show the average daily price verse Agfarm's Advantage return on a gross track basis
- Storage charges are basis local bulk handler and are subject to change depending on the location of grain
- Results may vary depending on location, quality of grain, payment method, fees and charges.



Agfarm Pty Ltd

ABN: 29 001 575 798

GPO Box 5072, Sydney NSW 2001

T: 1300 243 276

E: info@agfarm.com.au