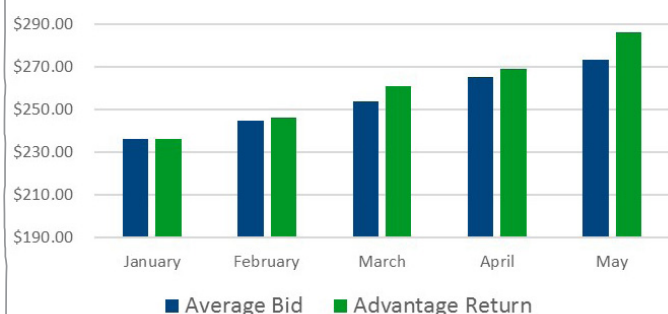


ADVANTAGE RETURNS



advantage

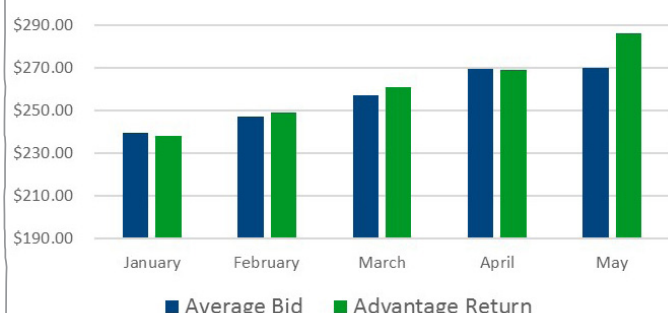
Agfarm Advantage Returns Portland F1



Agfarm Advantage Returns Portland F1

Portland F1	January	February	March	April	May
Harvest Price	\$232.00	\$232.00	\$232.00	\$232.00	\$232.00
Average Bid	\$236.03	\$244.83	\$253.78	\$265.32	\$273.04
Advantage Return	\$236.00	\$246.13	\$261.00	\$269.00	\$286.00
Admin Fee	\$5.90	\$6.15	\$6.53	\$6.73	\$7.15
Carry Cost	\$1.62	\$3.24	\$4.86	\$6.48	\$8.10

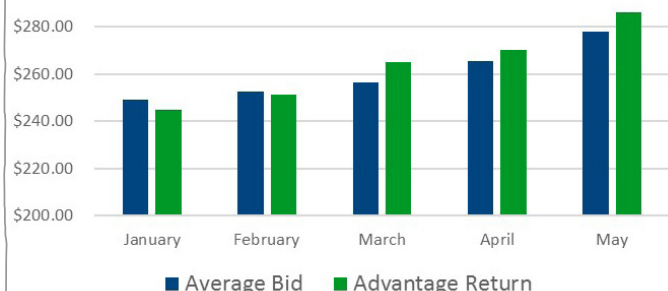
Agfarm Advantage Returns Portland HIND



Agfarm Advantage Returns Portland HIND

Portland HIND	January	February	March	April	May
Harvest Price	\$238.50	\$238.50	\$238.50	\$238.50	\$238.50
Average Bid	\$239.69	\$247.33	\$257.30	\$269.58	\$269.82
Advantage Return	\$238.00	\$249.13	\$261.00	\$269.00	\$286.00
Admin Fee	\$5.95	\$6.23	\$6.53	\$6.73	\$7.15
Carry Cost	\$1.62	\$3.24	\$4.86	\$6.48	\$8.10

Agfarm Advantage Returns Portland LA1



Agfarm Advantage Returns Portland LA1

Portland LA1	January	February	March	April	May
Harvest Price	\$246.33	\$246.33	\$246.33	\$246.33	\$246.33
Average Bid	\$249.04	\$252.45	\$256.52	\$265.47	\$277.90
Advantage Return	\$245.00	\$251.13	\$265.00	\$270.00	\$286.00
Admin Fee	\$6.13	\$6.28	\$6.63	\$6.75	\$7.15
Carry Cost	\$1.62	\$3.24	\$4.86	\$6.48	\$8.10

- Please note; graphs show the average daily price verse Agfarm's Advantage return on a gross track basis
- Storage charges are basis local bulk handler and are subject to change depending on the location of grain
- Results may vary depending on location, quality of grain, payment method, fees and charges.



Agfarm Pty Ltd

ABN: 29 001 575 798

GPO Box 5072, Sydney NSW 2001

T: 1300 243 276

E: info@agfarm.com.au