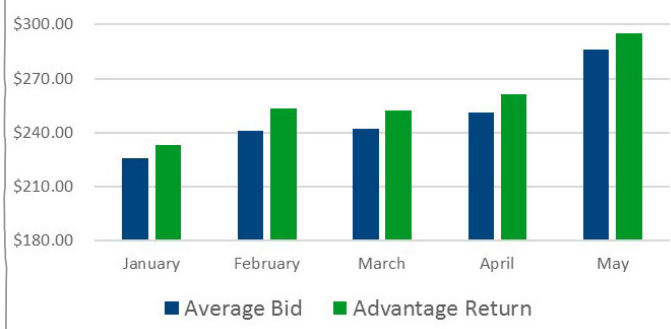


# ADVANTAGE RETURNS



advantage

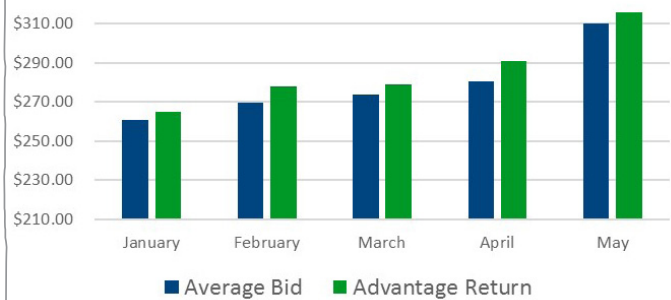
Agfarm Advantage Returns Geelong SFW1



Agfarm Advantage Returns Geelong SFW1

Geelong SFW1	January	February	March	April	May
Harvest Price	\$224.00	\$224.00	\$224.00	\$224.00	\$224.00
Average Bid	\$225.42	\$241.07	\$242.32	\$250.97	\$286.24
Advantage Return	\$233.00	\$253.13	\$252.00	\$261.00	\$295.00
Admin Fee	\$5.90	\$6.33	\$6.30	\$6.53	\$7.38
Cumulative Carry	\$1.62	\$3.24	\$4.86	\$6.48	\$8.10

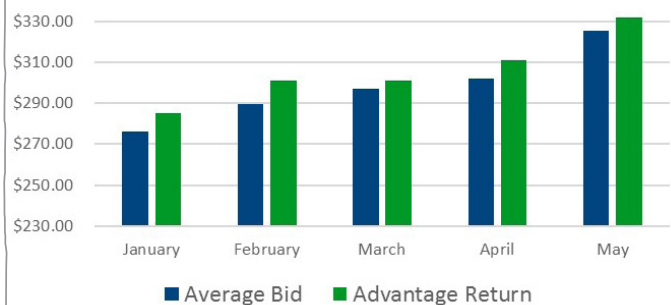
Agfarm Advantage Returns Geelong H2



Agfarm Advantage Returns Geelong H2

Geelong H2	January	February	March	April	May
Harvest Price	\$257.60	\$257.60	\$257.60	\$257.60	\$257.60
Average Bid	\$260.67	\$269.63	\$273.91	\$280.54	\$310.08
Advantage Return	\$265.00	\$278.13	\$279.00	\$291.00	\$316.00
Admin Fee	\$6.63	\$6.95	\$6.98	\$7.28	\$7.90
Cumulative Carry	\$1.62	\$3.24	\$4.86	\$6.48	\$8.10

Agfarm Advantage Returns Geelong H1



Agfarm Advantage Returns Geelong H1

Geelong H1	January	February	March	April	May
Harvest Price	\$273.60	\$273.60	\$273.60	\$273.60	\$273.60
Average Bid	\$276.23	\$289.60	\$297.13	\$301.86	\$325.60
Advantage Return	\$285.00	\$301.13	\$301.00	\$311.00	\$332.00
Admin Fee	\$7.13	\$7.53	\$7.53	\$7.78	\$8.30
Cumulative Carry	\$1.62	\$3.24	\$4.86	\$6.48	\$8.10

- Please note; graphs show the average daily price verse Agfarm's Advantage return on a gross track basis
- Storage charges are basis local bulk handler and are subject to change depending on the location of grain
- Results may vary depending on location, quality of grain, payment method, fees and charges.



Agfarm Pty Ltd

ABN: 29 001 575 798

GPO Box 5072, Sydney NSW 2001

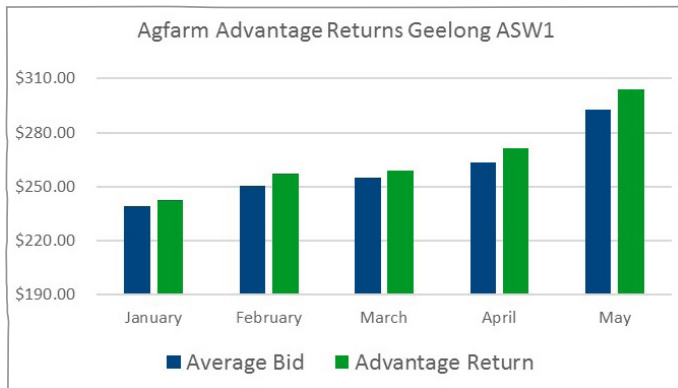
T: 1300 243 276

E: info@agfarm.com.au

# ADVANTAGE RETURNS



advantage



Agfarm Advantage Returns Geelong ASW1					
Geelong ASW1	January	February	March	April	May
Harvest Price	\$235.80	\$235.80	\$235.80	\$235.80	\$235.80
Average Bid	\$239.08	\$250.11	\$254.71	\$263.14	\$292.92
Advantage Return	\$242.50	\$257.13	\$259.00	\$271.00	\$304.00
Admin Fee	\$6.06	\$6.43	\$6.48	\$6.78	\$7.60
Cumulative Carry	\$1.62	\$3.24	\$4.86	\$6.48	\$8.10

- Please note; graphs show the average daily price verse Agfarm's Advantage return on a gross track basis
- Storage charges are basis local bulk handler and are subject to change depending on the location of grain
- Results may vary depending on location, quality of grain, payment method, fees and charges.



Agfarm Pty Ltd

ABN: 29 001 575 798

GPO Box 5072, Sydney NSW 2001

T: 1300 243 276

E: [info@agfarm.com.au](mailto:info@agfarm.com.au)