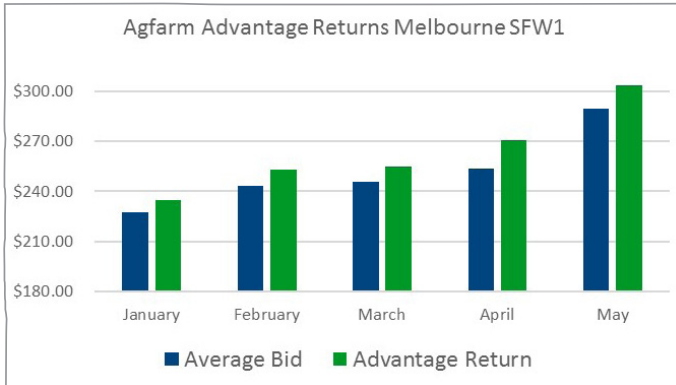


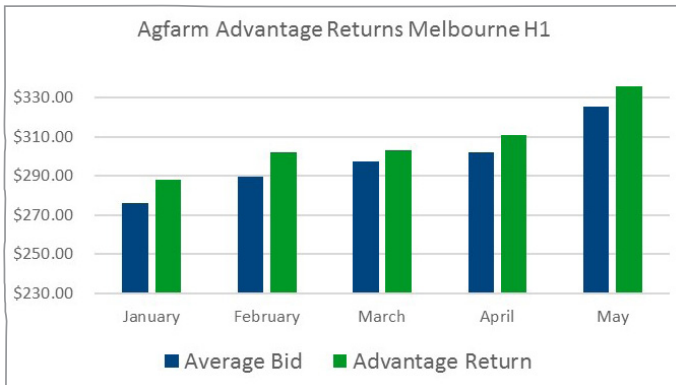
ADVANTAGE RETURNS



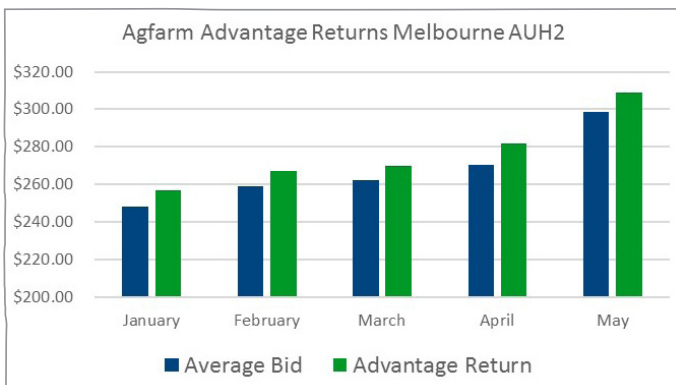
advantage



Agfarm Advantage Returns Melbourne SFW1					
Melbourne SFW1	January	February	March	April	May
Harvest Price	\$227.00	\$227.00	\$227.00	\$227.00	\$227.00
Average Bid	\$227.40	\$243.17	\$246.05	\$253.65	\$289.70
Advantage Return	\$235.00	\$253.13	\$255.00	\$271.00	\$304.00
Admin Fee	\$5.90	\$6.33	\$6.38	\$6.78	\$7.60
Cumulative Carry	\$1.62	\$3.24	\$4.86	\$6.48	\$8.10



Agfarm Advantage Returns Melbourne H1					
Melbourne H1	January	February	March	April	May
Harvest Price	\$273.60	\$273.60	\$273.60	\$273.60	\$273.60
Average Bid	\$276.30	\$289.74	\$297.39	\$302.08	\$325.75
Advantage Return	\$288.00	\$302.13	\$303.00	\$311.00	\$336.00
Admin Fee	\$7.20	\$7.55	\$7.58	\$7.78	\$8.40
Cumulative Carry	\$1.62	\$3.24	\$4.86	\$6.48	\$8.10



Agfarm Advantage Returns Melbourne AUH2					
Melbourne AUH2	January	February	March	April	May
Harvest Price	\$243.50	\$243.50	\$243.50	\$243.50	\$243.50
Average Bid	\$248.29	\$259.12	\$262.18	\$270.61	\$298.67
Advantage Return	\$257.00	\$267.13	\$270.00	\$282.00	\$309.00
Admin Fee	\$6.43	\$6.68	\$6.75	\$7.05	\$7.73
Cumulative Carry	\$1.62	\$3.24	\$4.86	\$6.48	\$8.10

- Please note; graphs show the average daily price verse Agfarm's Advantage return on a gross track basis
- Storage charges are basis local bulk handler and are subject to change depending on the location of grain
- Results may vary depending on location, quality of grain, payment method, fees and charges.



Agfarm Pty Ltd

ABN: 29 001 575 798

GPO Box 5072, Sydney NSW 2001

T: 1300 243 276

E: info@agfarm.com.au

AGFARM.COM.AU

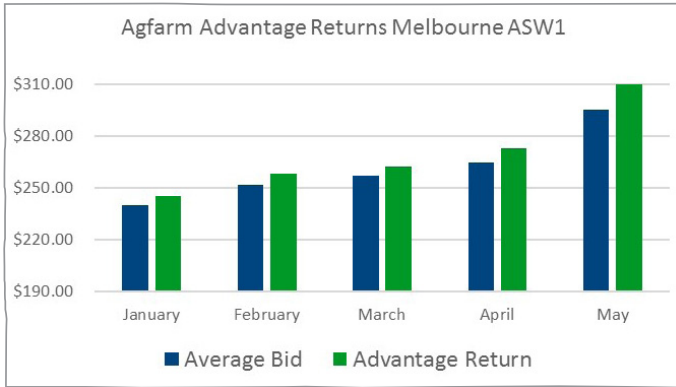
A LOW RISK, STRUCTURED WAY TO MARKET YOUR GRAIN.

AGFADV20180615

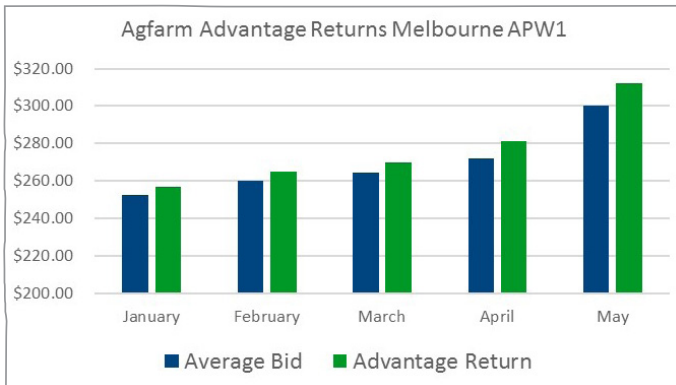
ADVANTAGE RETURNS



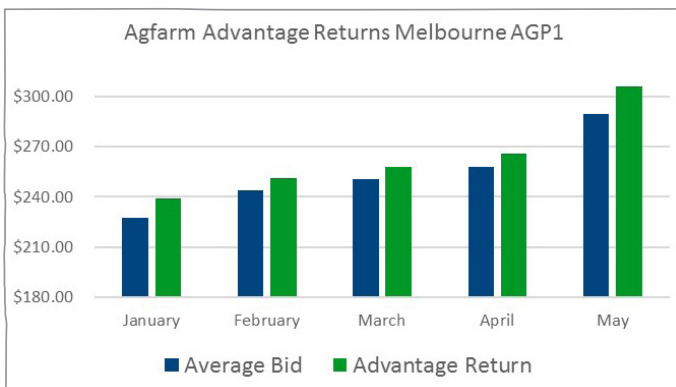
advantage



Agfarm Advantage Returns Melbourne ASW1					
Melbourne ASW1	January	February	March	April	May
Harvest Price	\$236.60	\$236.60	\$236.60	\$236.60	\$236.60
Average Bid	\$239.58	\$251.43	\$256.66	\$264.59	\$294.80
Advantage Return	\$245.00	\$258.13	\$262.00	\$273.00	\$310.00
Admin Fee	\$6.13	\$6.45	\$6.55	\$6.83	\$7.75
Cumulative Carry	\$1.62	\$3.24	\$4.86	\$6.48	\$8.10



Agfarm Advantage Returns Melbourne APW1					
Melbourne APW1	January	February	March	April	May
Harvest Price	\$248.20	\$248.20	\$248.20	\$248.20	\$248.20
Average Bid	\$252.37	\$259.94	\$264.51	\$271.91	\$300.45
Advantage Return	\$257.00	\$265.13	\$270.00	\$281.00	\$312.00
Admin Fee	\$6.43	\$6.63	\$6.75	\$7.03	\$7.80
Cumulative Carry	\$1.62	\$3.24	\$4.86	\$6.48	\$8.10



Agfarm Advantage Returns Melbourne AGP1					
Melbourne AGP1	January	February	March	April	May
Harvest Price	\$224.40	\$224.40	\$224.40	\$224.40	\$224.40
Average Bid	\$227.78	\$244.01	\$250.73	\$258.28	\$290.00
Advantage Return	\$239.00	\$251.13	\$258.00	\$266.00	\$306.00
Admin Fee	\$5.98	\$6.28	\$6.45	\$6.65	\$7.65
Cumulative Carry	\$1.62	\$3.24	\$4.86	\$6.48	\$8.10

- Please note; graphs show the average daily price verse Agfarm's Advantage return on a gross track basis
- Storage charges are basis local bulk handler and are subject to change depending on the location of grain
- Results may vary depending on location, quality of grain, payment method, fees and charges.



Agfarm Pty Ltd

ABN: 29 001 575 798

GPO Box 5072, Sydney NSW 2001

T: 1300 243 276

E: info@agfarm.com.au