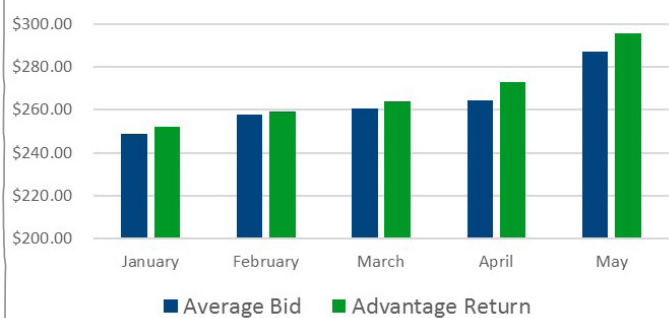


ADVANTAGE RETURNS



advantage

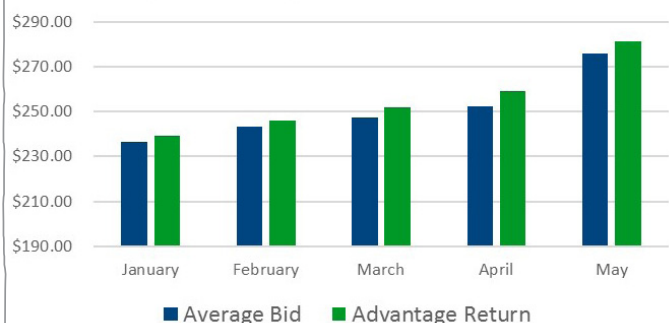
Agfarm Advantage Returns Port Giles H2



Agfarm Advantage Returns Port Giles H2

Port Giles H2	January	February	March	April	May
Harvest Price	\$251.00	\$251.00	\$251.00	\$251.00	\$251.00
Average Bid	\$248.86	\$258.01	\$260.71	\$264.34	\$287.16
Advantage Return	\$252.00	\$259.13	\$264.00	\$273.00	\$296.00
Admin Fee	\$6.30	\$6.48	\$6.60	\$6.83	\$7.40
Cumulative Carry	\$1.30	\$2.72	\$4.14	\$5.56	\$7.26

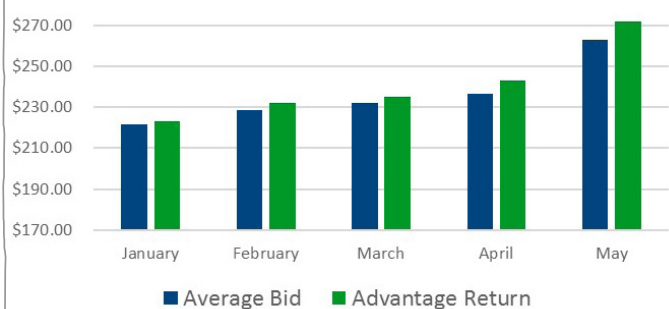
Agfarm Advantage Returns Port Giles AUH2



Agfarm Advantage Returns Port Giles AUH2

Port Giles AUH2	January	February	March	April	May
Harvest Price	\$236.80	\$236.80	\$236.80	\$236.80	\$236.80
Average Bid	\$236.56	\$243.24	\$247.14	\$252.11	\$275.68
Advantage Return	\$239.00	\$246.13	\$252.00	\$259.00	\$281.00
Admin Fee	\$5.98	\$6.15	\$6.30	\$6.48	\$7.03
Cumulative Carry	\$1.30	\$2.72	\$4.14	\$5.56	\$7.26

Agfarm Advantage Returns Port Giles ASW1



Agfarm Advantage Returns Port Giles ASW1

Port Giles ASW1	January	February	March	April	May
Harvest Price	\$221.80	\$221.80	\$221.80	\$221.80	\$221.80
Average Bid	\$221.82	\$228.60	\$232.15	\$236.52	\$262.91
Advantage Return	\$223.00	\$232.13	\$235.00	\$243.00	\$272.00
Admin Fee	\$5.90	\$5.90	\$5.90	\$6.08	\$6.80
Cumulative Carry	\$1.30	\$2.72	\$4.14	\$5.56	\$7.26

- Please note; graphs show the average daily price verse Agfarm's Advantage return on a gross track basis
- Storage charges are basis local bulk handler and are subject to change depending on the location of grain
- Results may vary depending on location, quality of grain, payment method, fees and charges.



Agfarm Pty Ltd

ABN: 29 001 575 798

GPO Box 5072, Sydney NSW 2001

T: 1300 243 276

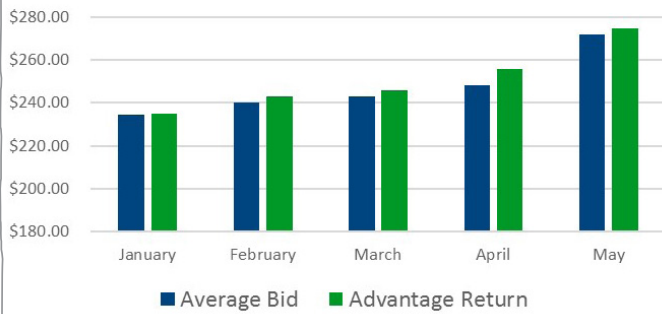
E: info@agfarm.com.au

ADVANTAGE RETURNS



advantage

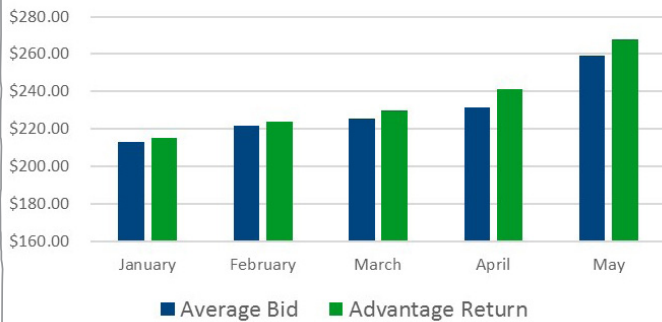
Agfarm Advantage Returns Port Giles APW1



Agfarm Advantage Returns Port Giles APW1

Port Giles APW1	January	February	March	April	May
Harvest Price	\$235.20	\$235.20	\$235.20	\$235.20	\$235.20
Average Bid	\$234.61	\$239.97	\$242.98	\$248.02	\$271.83
Advantage Return	\$235.00	\$243.13	\$246.00	\$256.00	\$275.00
Admin Fee	\$5.90	\$6.08	\$6.15	\$6.40	\$6.88
Cumulative Carry	\$1.30	\$2.72	\$4.14	\$5.56	\$7.26

Agfarm Advantage Returns Port Giles AGP1



Agfarm Advantage Returns Port Giles AGP1

Port Giles AGP1	January	February	March	April	May
Harvest Price	\$216.00	\$216.00	\$216.00	\$216.00	\$216.00
Average Bid	\$213.02	\$221.69	\$225.39	\$231.51	\$259.13
Advantage Return	\$215.00	\$224.13	\$230.00	\$241.00	\$268.00
Admin Fee	\$5.90	\$5.90	\$5.90	\$6.03	\$6.70
Cumulative Carry	\$1.30	\$2.72	\$4.14	\$5.56	\$7.26

- Please note; graphs show the average daily price verse Agfarm's Advantage return on a gross track basis
- Storage charges are basis local bulk handler and are subject to change depending on the location of grain
- Results may vary depending on location, quality of grain, payment method, fees and charges.



Agfarm Pty Ltd

ABN: 29 001 575 798

GPO Box 5072, Sydney NSW 2001

T: 1300 243 276

E: info@agfarm.com.au