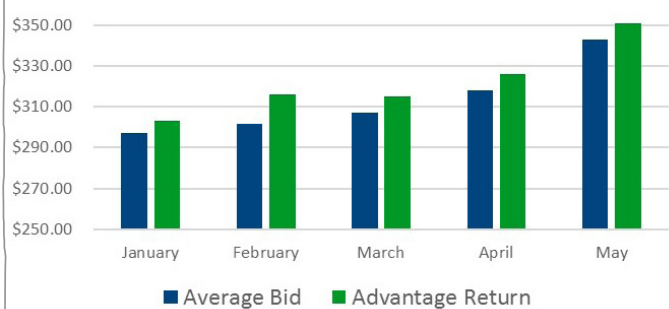


ADVANTAGE RETURNS



advantage

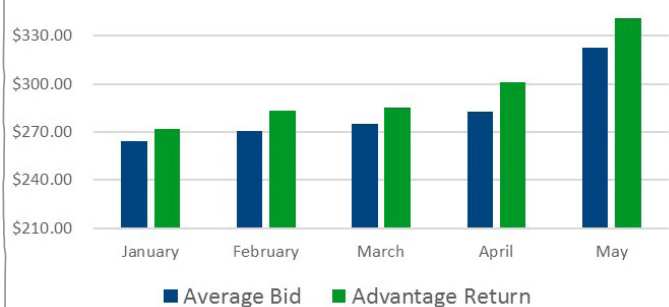
Agfarm Advantage Returns Port Kembla H2



Agfarm Advantage Returns Port Kembla H2

| Port Kembla H2 | January | February | March | April | May |
|------------------|----------|----------|----------|----------|----------|
| Harvest Price | \$291.33 | \$291.33 | \$291.33 | \$291.33 | \$291.33 |
| Average Bid | \$297.29 | \$301.69 | \$307.11 | \$318.00 | \$343.00 |
| Advantage Return | \$303.00 | \$316.13 | \$315.00 | \$326.00 | \$351.00 |
| Admin Fee | \$7.58 | \$7.90 | \$7.88 | \$8.15 | \$8.78 |
| Cumulative Carry | \$1.62 | \$3.24 | \$4.86 | \$6.48 | \$8.10 |

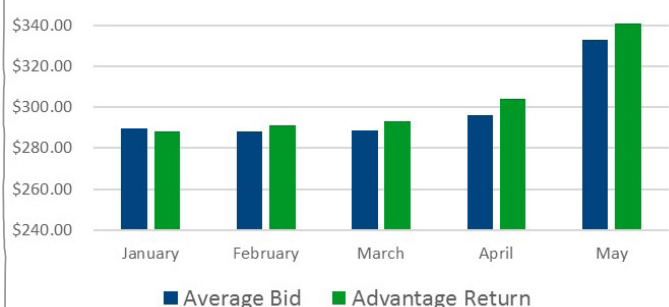
Agfarm Advantage Returns Port Kembla ASW1



Agfarm Advantage Returns Port Kembla ASW1

| Port Kembla ASW1 | January | February | March | April | May |
|------------------|----------|----------|----------|----------|----------|
| Harvest Price | \$261.50 | \$261.50 | \$261.50 | \$261.50 | \$261.50 |
| Average Bid | \$264.45 | \$270.35 | \$275.26 | \$282.74 | \$322.28 |
| Advantage Return | \$272.00 | \$283.13 | \$285.00 | \$301.00 | \$341.00 |
| Admin Fee | \$6.80 | \$7.08 | \$7.13 | \$7.53 | \$8.53 |
| Cumulative Carry | \$1.62 | \$3.24 | \$4.86 | \$6.48 | \$8.10 |

Agfarm Advantage Returns Port Kembla APW1



Agfarm Advantage Returns Port Kembla APW1

| Port Kembla APW1 | January | February | March | April | May |
|------------------|----------|----------|----------|----------|----------|
| Harvest Price | \$282.00 | \$282.00 | \$282.00 | \$282.00 | \$282.00 |
| Average Bid | \$289.52 | \$287.95 | \$288.55 | \$296.00 | \$333.00 |
| Advantage Return | \$288.00 | \$291.13 | \$293.00 | \$304.00 | \$341.00 |
| Admin Fee | \$7.20 | \$7.28 | \$7.33 | \$7.60 | \$8.53 |
| Cumulative Carry | \$1.62 | \$3.24 | \$4.86 | \$6.48 | \$8.10 |

- Please note; graphs show the average daily price verse Agfarm's Advantage return on a gross track basis
- Storage charges are basis local bulk handler and are subject to change depending on the location of grain
- Results may vary depending on location, quality of grain, payment method, fees and charges.



Agfarm Pty Ltd

ABN: 29 001 575 798

GPO Box 5072, Sydney NSW 2001

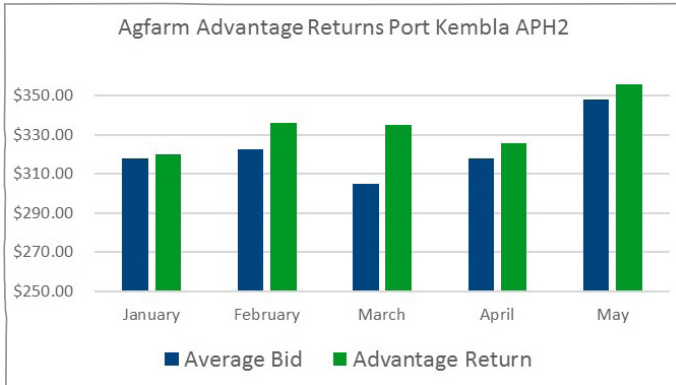
T: 1300 243 276

E: info@agfarm.com.au

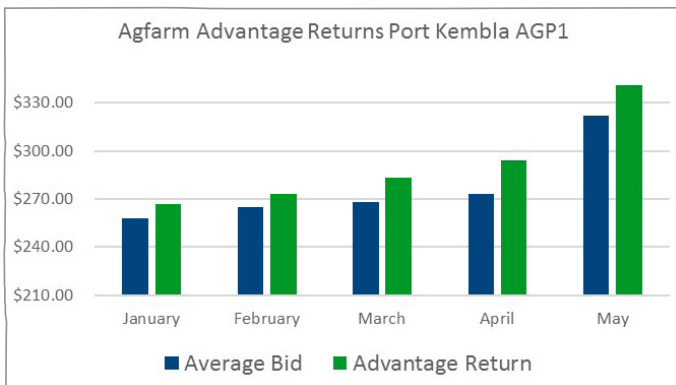
ADVANTAGE RETURNS



advantage



| Agfarm Advantage Returns Port Kembla APH2 | | | | | |
|---|----------|----------|----------|----------|----------|
| Port Kembla APH2 | January | February | March | April | May |
| Harvest Price | \$298.00 | \$298.00 | \$298.00 | \$298.00 | \$298.00 |
| Average Bid | \$318.02 | \$322.70 | \$304.94 | \$318.00 | \$348.00 |
| Advantage Return | \$320.00 | \$336.13 | \$335.00 | \$326.00 | \$356.00 |
| Admin Fee | \$8.00 | \$8.40 | \$8.38 | \$8.15 | \$8.90 |
| Cumulative Carry | \$1.62 | \$3.24 | \$4.86 | \$6.48 | \$8.10 |



| Agfarm Advantage Returns Port Kembla AGP1 | | | | | |
|---|----------|----------|----------|----------|----------|
| Port Kembla AGP1 | January | February | March | April | May |
| Harvest Price | \$249.50 | \$249.50 | \$249.50 | \$249.50 | \$249.50 |
| Average Bid | \$257.86 | \$264.88 | \$267.83 | \$273.13 | \$321.83 |
| Advantage Return | \$267.00 | \$273.13 | \$283.00 | \$294.00 | \$341.00 |
| Admin Fee | \$6.68 | \$6.83 | \$7.08 | \$7.35 | \$8.53 |
| Cumulative Carry | \$1.62 | \$3.24 | \$4.86 | \$6.48 | \$8.10 |

- Please note; graphs show the average daily price verse Agfarm's Advantage return on a gross track basis
- Storage charges are basis local bulk handler and are subject to change depending on the location of grain
- Results may vary depending on location, quality of grain, payment method, fees and charges.



Agfarm Pty Ltd

ABN: 29 001 575 798

GPO Box 5072, Sydney NSW 2001

T: 1300 243 276

E: info@agfarm.com.au