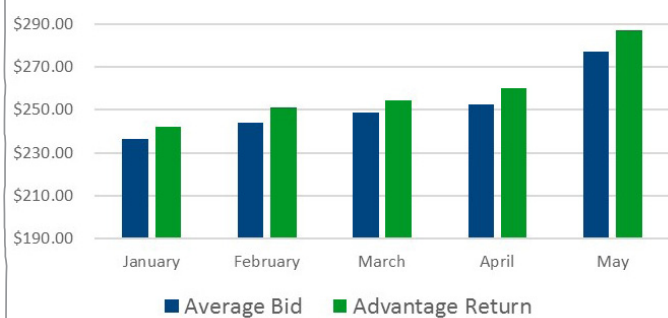


# ADVANTAGE RETURNS



advantage

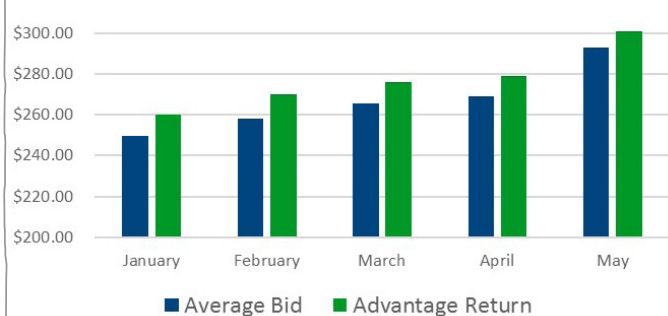
Agfarm Advantage Returns Thevenard H2



Agfarm Advantage Returns Thevenard H2

Thevenard H2	January	February	March	April	May
Harvest Price	\$239.80	\$239.80	\$239.80	\$239.80	\$239.80
Average Bid	\$236.50	\$243.87	\$248.68	\$252.60	\$277.19
Advantage Return	\$242.00	\$251.13	\$254.50	\$260.00	\$287.00
Admin Fee	\$6.05	\$6.28	\$6.36	\$6.50	\$7.18
Cumulative Carry	\$1.30	\$2.72	\$4.14	\$5.56	\$7.26

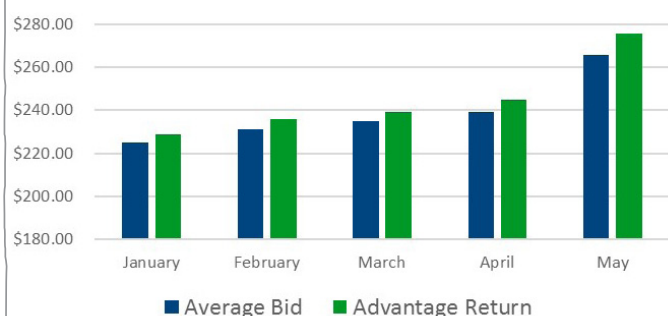
Agfarm Advantage Returns Thevenard H1



Agfarm Advantage Returns Thevenard H1

Thevenard H1	January	February	March	April	May
Harvest Price	\$254.60	\$254.60	\$254.60	\$254.60	\$254.60
Average Bid	\$249.70	\$258.07	\$265.31	\$268.90	\$292.78
Advantage Return	\$260.00	\$270.13	\$276.00	\$279.00	\$301.00
Admin Fee	\$6.50	\$6.75	\$6.90	\$6.98	\$7.53
Cumulative Carry	\$1.30	\$2.72	\$4.14	\$5.56	\$7.26

Agfarm Advantage Returns Thevenard AUH2



Agfarm Advantage Returns Thevenard AUH2

Thevenard AUH2	January	February	March	April	May
Harvest Price	\$227.60	\$227.60	\$227.60	\$227.60	\$227.60
Average Bid	\$225.18	\$231.31	\$234.80	\$239.21	\$265.70
Advantage Return	\$229.00	\$236.13	\$239.00	\$245.00	\$276.00
Admin Fee	\$5.90	\$5.90	\$5.98	\$6.13	\$6.90
Cumulative Carry	\$1.30	\$2.72	\$4.14	\$5.56	\$7.26

- Please note; graphs show the average daily price verse Agfarm's Advantage return on a gross track basis
- Storage charges are basis local bulk handler and are subject to change depending on the location of grain
- Results may vary depending on location, quality of grain, payment method, fees and charges.



Agfarm Pty Ltd

ABN: 29 001 575 798

GPO Box 5072, Sydney NSW 2001

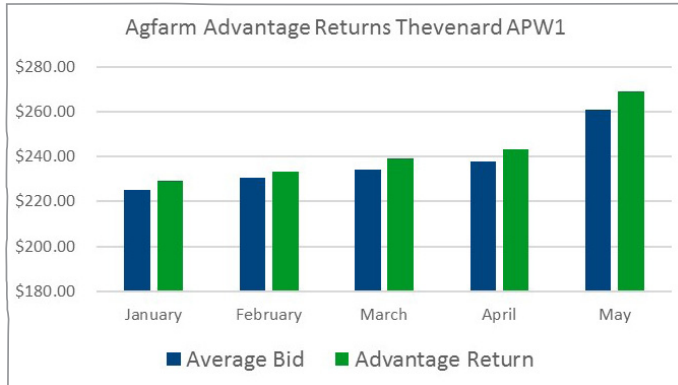
T: 1300 243 276

E: info@agfarm.com.au

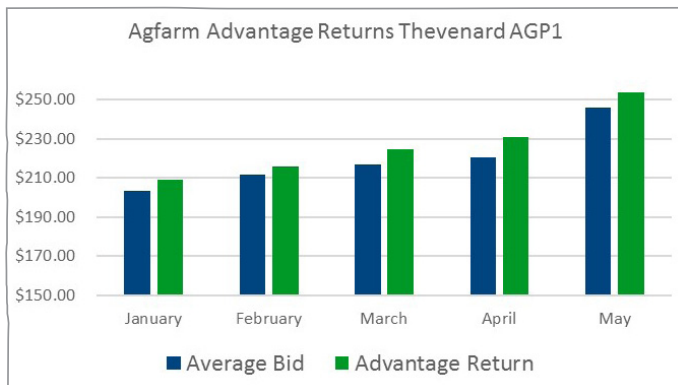
# ADVANTAGE RETURNS



advantage



Agfarm Advantage Returns Thevenard APW1					
Thevenard APW1	January	February	March	April	May
Harvest Price	\$226.60	\$226.60	\$226.60	\$226.60	\$226.60
Average Bid	\$225.08	\$230.38	\$234.32	\$237.92	\$260.67
Advantage Return	\$229.00	\$233.13	\$239.00	\$243.00	\$269.00
Admin Fee	\$5.90	\$5.90	\$5.98	\$6.08	\$6.73
Cumulative Carry	\$1.30	\$2.72	\$4.14	\$5.56	\$7.26



Agfarm Advantage Returns Thevenard AGP1					
Thevenard AGP1	January	February	March	April	May
Harvest Price	\$207.40	\$207.40	\$207.40	\$207.40	\$207.40
Average Bid	\$203.64	\$211.93	\$217.11	\$220.64	\$245.88
Advantage Return	\$209.00	\$216.13	\$225.00	\$231.00	\$254.00
Admin Fee	\$5.90	\$5.90	\$5.90	\$5.90	\$6.35
Cumulative Carry	\$1.30	\$2.72	\$4.14	\$5.56	\$7.26

- Please note; graphs show the average daily price verse Agfarm's Advantage return on a gross track basis
- Storage charges are basis local bulk handler and are subject to change depending on the location of grain
- Results may vary depending on location, quality of grain, payment method, fees and charges.



Agfarm Pty Ltd

ABN: 29 001 575 798

GPO Box 5072, Sydney NSW 2001

T: 1300 243 276

E: info@agfarm.com.au