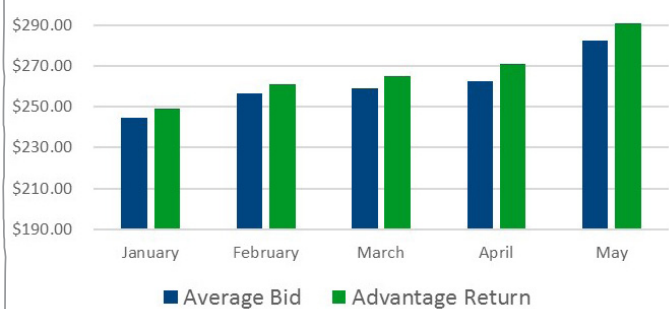


# ADVANTAGE RETURNS



advantage

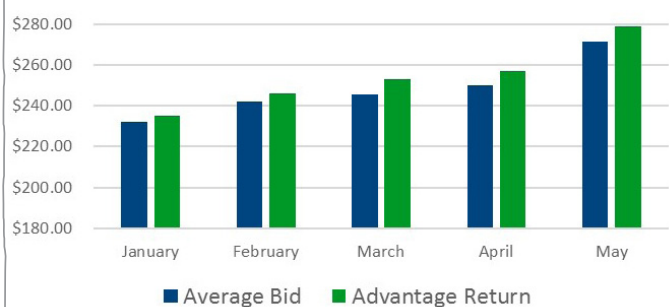
Agfarm Advantage Returns Wallaroo H2



Agfarm Advantage Returns Wallaroo H2

Wallaroo H2	January	February	March	April	May
Harvest Price	\$245.40	\$245.40	\$245.40	\$245.40	\$245.40
Average Bid	\$244.59	\$256.48	\$259.09	\$262.55	\$282.41
Advantage Return	\$249.00	\$261.13	\$265.00	\$271.00	\$291.00
Admin Fee	\$6.23	\$6.53	\$6.63	\$6.78	\$7.28
Cumulative Carry	\$1.30	\$2.72	\$4.14	\$5.56	\$7.26

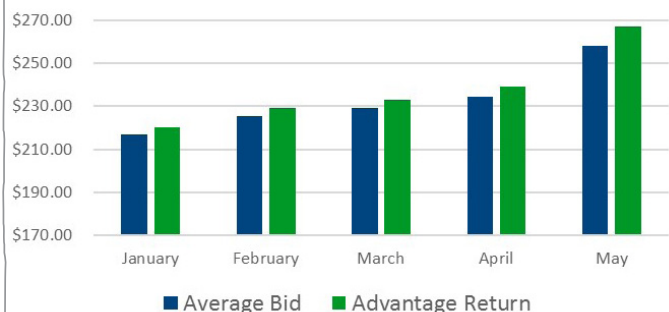
Agfarm Advantage Returns Wallaroo AUH2



Agfarm Advantage Returns Wallaroo AUH2

Wallaroo AUH2	January	February	March	April	May
Harvest Price	\$232.00	\$232.00	\$232.00	\$232.00	\$232.00
Average Bid	\$232.10	\$242.25	\$245.47	\$250.14	\$271.47
Advantage Return	\$235.00	\$246.13	\$253.00	\$257.00	\$279.00
Admin Fee	\$5.90	\$6.15	\$6.33	\$6.43	\$6.98
Cumulative Carry	\$1.30	\$2.72	\$4.14	\$5.56	\$7.26

Agfarm Advantage Returns Wallaroo ASW1



Agfarm Advantage Returns Wallaroo ASW1

Wallaroo ASW1	January	February	March	April	May
Harvest Price	\$217.00	\$217.00	\$217.00	\$217.00	\$217.00
Average Bid	\$217.10	\$225.33	\$229.15	\$234.29	\$258.34
Advantage Return	\$220.00	\$229.13	\$233.00	\$239.00	\$267.00
Admin Fee	\$5.90	\$5.90	\$5.90	\$5.98	\$6.68
Cumulative Carry	\$1.30	\$2.72	\$4.14	\$5.56	\$7.26

- Please note; graphs show the average daily price verse Agfarm's Advantage return on a gross track basis
- Storage charges are basis local bulk handler and are subject to change depending on the location of grain
- Results may vary depending on location, quality of grain, payment method, fees and charges.



Agfarm Pty Ltd

ABN: 29 001 575 798

GPO Box 5072, Sydney NSW 2001

T: 1300 243 276

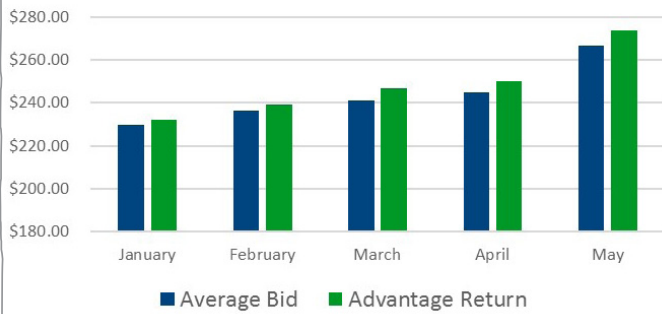
E: info@agfarm.com.au

# ADVANTAGE RETURNS



advantage

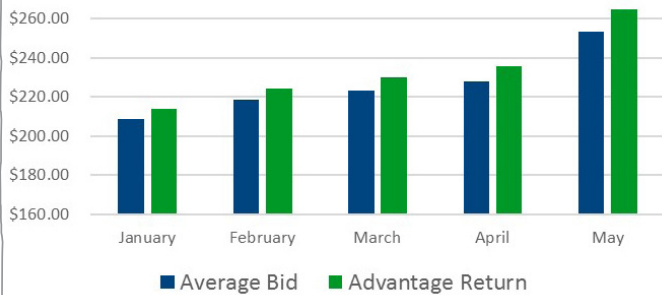
Agfarm Advantage Returns Wallaroo APW1



Agfarm Advantage Returns Wallaroo APW1

Wallaroo APW1	January	February	March	April	May
Harvest Price	\$230.20	\$230.20	\$230.20	\$230.20	\$230.20
Average Bid	\$229.89	\$236.35	\$241.36	\$244.96	\$266.86
Advantage Return	\$232.00	\$239.13	\$247.00	\$250.00	\$274.00
Admin Fee	\$5.90	\$5.98	\$6.18	\$6.25	\$6.85
Cumulative Carry	\$1.30	\$2.72	\$4.14	\$5.56	\$7.26

Agfarm Advantage Returns Wallaroo AGP1



Agfarm Advantage Returns Wallaroo AGP1

Wallaroo AGP1	January	February	March	April	May
Harvest Price	\$211.00	\$211.00	\$211.00	\$211.00	\$211.00
Average Bid	\$208.86	\$218.57	\$223.08	\$228.16	\$253.33
Advantage Return	\$214.00	\$224.13	\$230.00	\$236.00	\$265.00
Admin Fee	\$5.90	\$5.90	\$5.90	\$5.90	\$6.63
Cumulative Carry	\$1.30	\$2.72	\$4.14	\$5.56	\$7.26

- Please note; graphs show the average daily price verse Agfarm's Advantage return on a gross track basis
- Storage charges are basis local bulk handler and are subject to change depending on the location of grain
- Results may vary depending on location, quality of grain, payment method, fees and charges.



Agfarm Pty Ltd

ABN: 29 001 575 798

GPO Box 5072, Sydney NSW 2001

T: 1300 243 276

E: info@agfarm.com.au